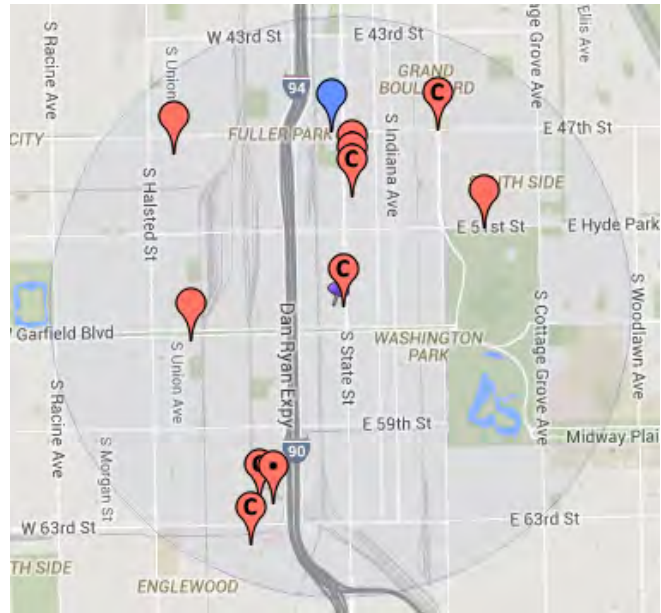
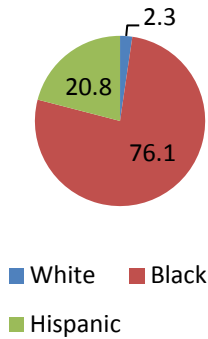


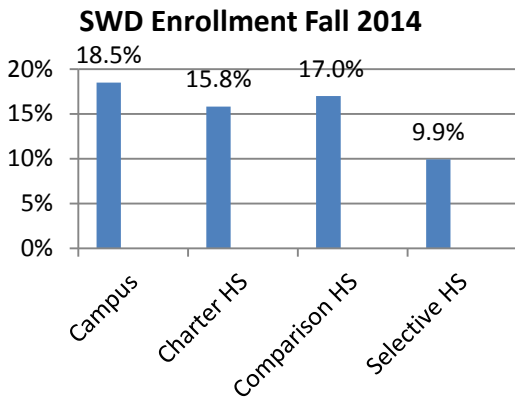
ACE Tech is a charter high school located at 5410 S State St. in the Washington Park neighborhood. ACE Tech serves 481 students from 9th-12th grade. It was last re-authorized in 2013 with a 3-year contract.

2013-14 School Year

Enrollment: 481
 Free Lunch: 97.9%
 ELL: 3.1%
 Bi-Lingual Services: No
 Attendance: 89.6%



Students with a Disability ("SWD")



ACE Tech is located within 1.5 miles of 11 high schools.

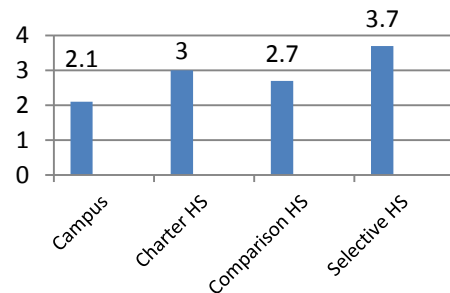
School	Type	Rating	% IEP
BRONZEVILLE HS	Citywide IB	Level 2	13.3%
DYETT HS	Attendance Area	Level 3	38.5%
HOPE PREP HS	Attendance Area	Level 3	19.3%
NOBLE CHTR - JOHNSON	Charter	Level 2+	17.4%
SHABAZZ CHTR - DUSABLE	Charter	Level 2	19.9%
TEAM HS	Citywide	Level 3	19.7%
TILDEN HS	Attendance Area	Level 2	33.5%
URBAN PREP - ENGLEWOOD	Charter	Level 2	21.1%
WILLIAMS, D	Citywide CTE	Level 2	7.6%
YCCS CHTR - HOUSTON	Charter Option	Level 1+	9.6%

Disability Access

Is the school accessible? **Generally Accessible**
 Is the case manager certified? **No**
 Did SWD participate in the quality rating¹? **Yes**
 Does the school require disability information on the application? **No**
 Does the application include a non-discrimination statement? **Yes**

Quality Rating¹: Level 2

Total Quality Score



Equip for Equality is the independent, federally mandated protection and advocacy system for people with disabilities in Illinois. Questions should be directed to Charlie Wysong, (312) 895-7340.

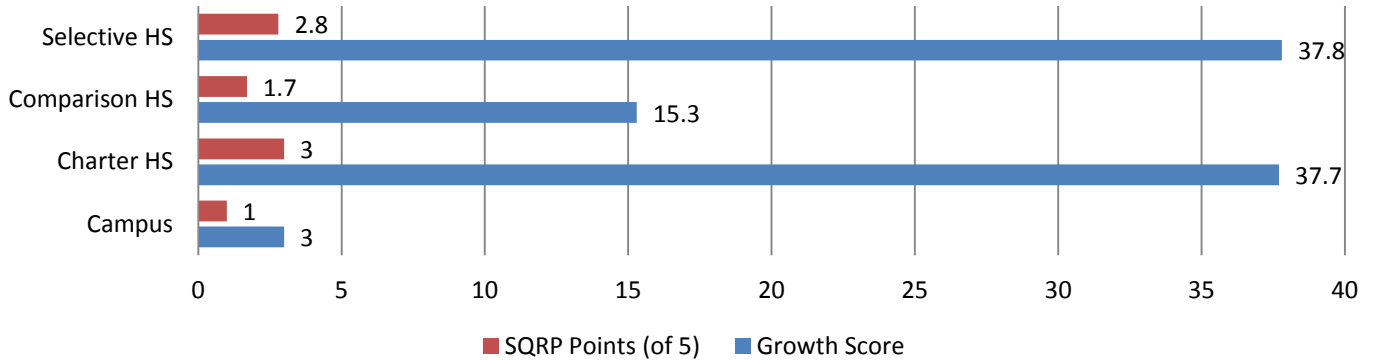
¹ On the Chicago Public Schools School Quality Rating Policy for the 2013-14 school year.



Test results for Students with Disabilities

Students with Disabilities participation rate on the ACT: 96%

SWD Test Score Growth Scores from the Quality Rating



Enrollment Trends

ACE Tech's mobility rate for the 2012-13 school year, according to CPS, is 34.3%, compared to 18.8% for charter high schools, 28.0% for comparison schools, and 8.4% at selective schools.

Percent of students who unenroll from the school for *any reason*

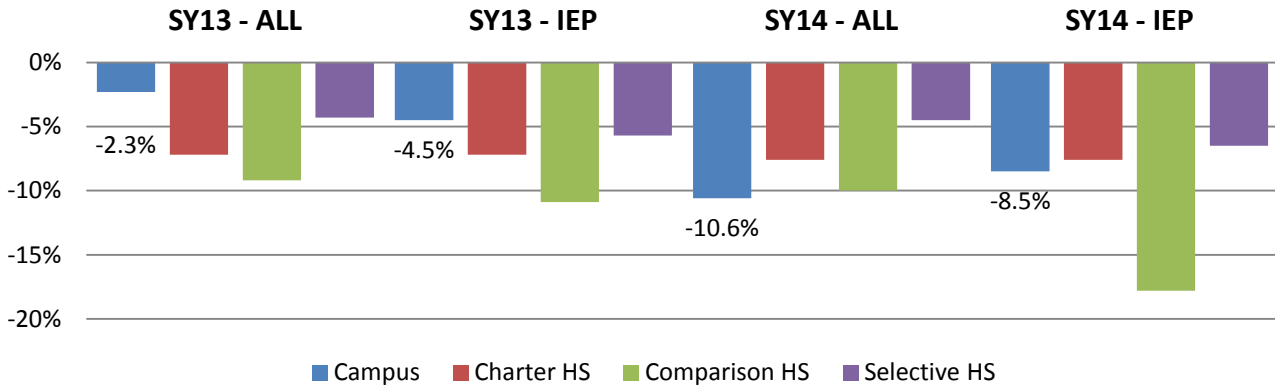
	SY 2012-13		SY 2013-14	
	All Students	SWD	All Students	SWD
ACE Tech	9.5%	[redacted]	11.2%	[redacted]
Charter HS	14.4%	18.5%	11.4%	16.5%
Comparison HS	18.5%	21.5%	18.3%	21.5%
Selective HS	6.8%	7.3%	6.4%	12.0%

Change in Percent of SWD During the School Year

	SY 2012-13		SY 2013-14	
	Fall Rate	Change	Fall Rate	Change
ACE Tech	18.5%	-0.4%	18.5%	0.6%
Charter HS	14.7%	-0.1%	15.8%	0.1%
Comparison HS	16.8%	-0.1%	17.0%	-0.6%
Selective HS	9.9%	-0.1%	9.9%	0.0%



Net Change in Student Body

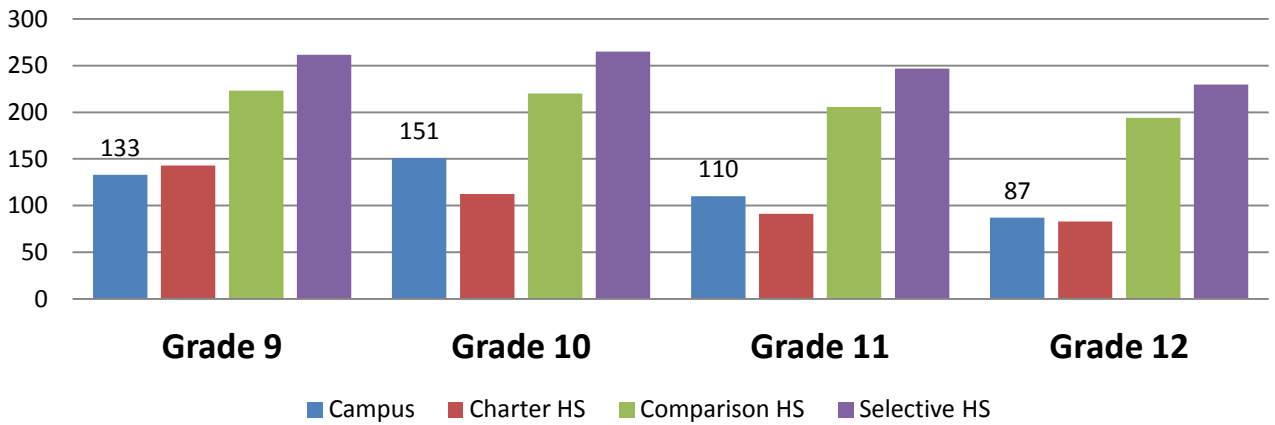


Enrollment Trends by Grade

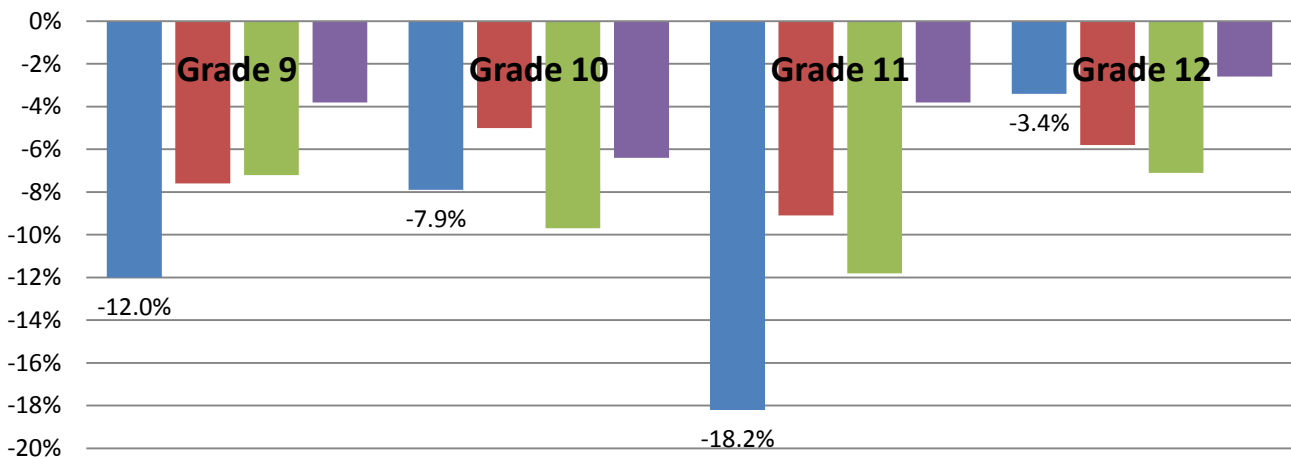
Attendance criteria for promotion: Unknown

Behavior criteria for promotion: Unknown

Average Enrollment Fall 2014



Average Net Enrollment Change during SY 2013-14

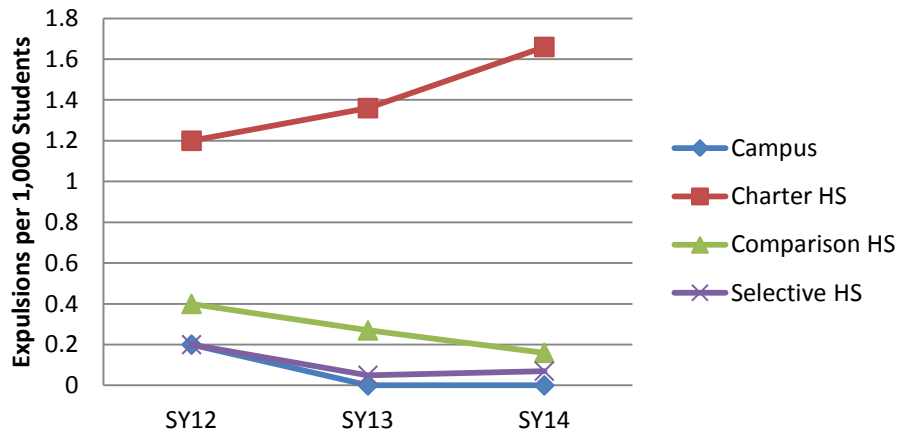




Discipline

Use the CPS Code of Conduct?	No
Use a “sweat the small stuff” discipline code (e.g. demerits)?	No
Use restorative practices ² ?	No
Zero-tolerance for gangs or fighting ³ ?	Yes

Expulsion Rate



² Restorative practices include peer mediation, peace circles, and peer juries.

³ Does the campus code of conduct require at least one day of out-of-school suspension for fighting (general with peers) or any gang related offense.