



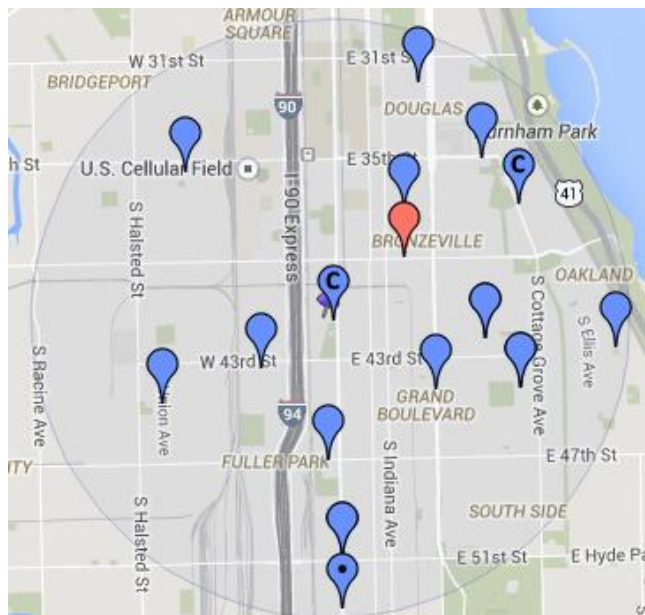
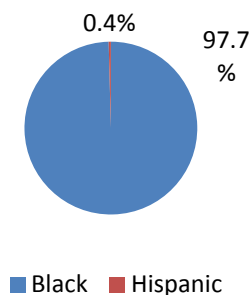
# Bronzeville Lighthouse

Elementary School

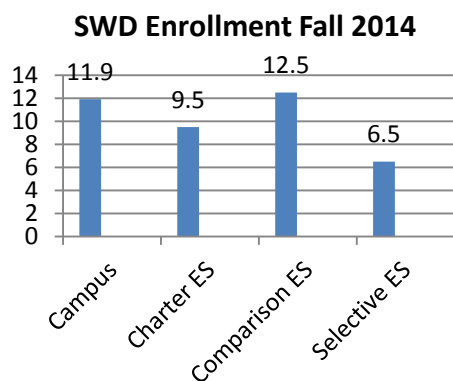
Bronzeville Lighthouse is a charter elementary school located at 8 W Root St in the Grand Boulevard neighborhood (CPS school ID 400019). Bronzeville Lighthouse serves 488 students from K-8th grade. It was last re-authorized in 2011 with a 5-year contract.

## 2013-14 School Year

Enrollment: 488  
 Free Lunch: 89.8%  
 ELL: 0.2%  
 Bi-Lingual Services?: Unknown  
 Attendance: 97.4%



## Students with Disabilities ("SWD")



Bronzeville Lighthouse is located within 1.5 miles of 14 elementary schools.

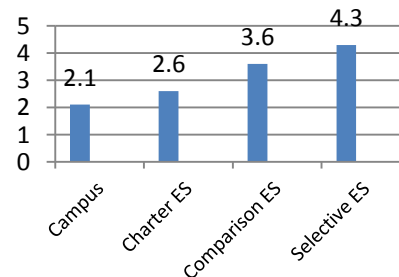
School	Type	Rating	% IEP
Attucks	Attendance Area	2+	18.8%
Beasley	Magent/Gifted	1	4.9%
Beethoven	Attendance Area	3	17.7%
Doolittle	Attendance Area	1	12.2%
Fuller	Attendance Area	2	14.1%
Graham	Attendance Area	2+	9.0%
Hendricks	Attendance Area	2+	23.5%
McClellan	Attendance Area	2+	25.1%
Mollison	Attendance Area	2	10.0%
Pershing	Attendance Area	1	12.3%
Robinson	Attendance Area	3	5.3%
UCCS – Donoghue	Charter	2+	5.3%
Wells	Attendance Area	2+	8.2%
Woodson	Attendance Area	2	18.7%

## Disability Access

Is the school accessible? Generally Accessible  
 Is the case manager certified? No  
 Did SWD participate in the SQRP rating<sup>1</sup>? Yes  
 Does the school require disability information on the application? No  
 Does the application include a non-discrimination statement? Yes

Quality Rating<sup>1</sup>: Level 2

## Total Quality Score

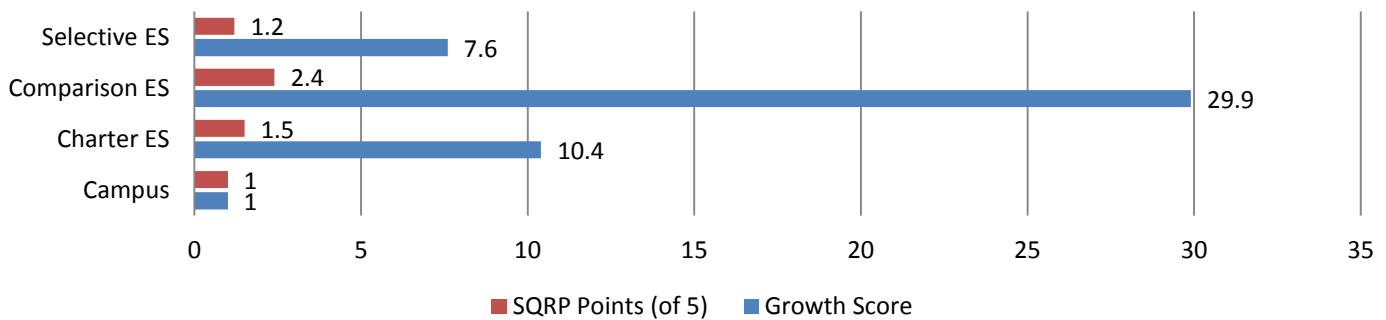


**Equip for Equality** is the independent, federally mandated protection and advocacy system for people with disabilities in Illinois. Questions should be directed to Charlie Wysong, (312) 895-7340.

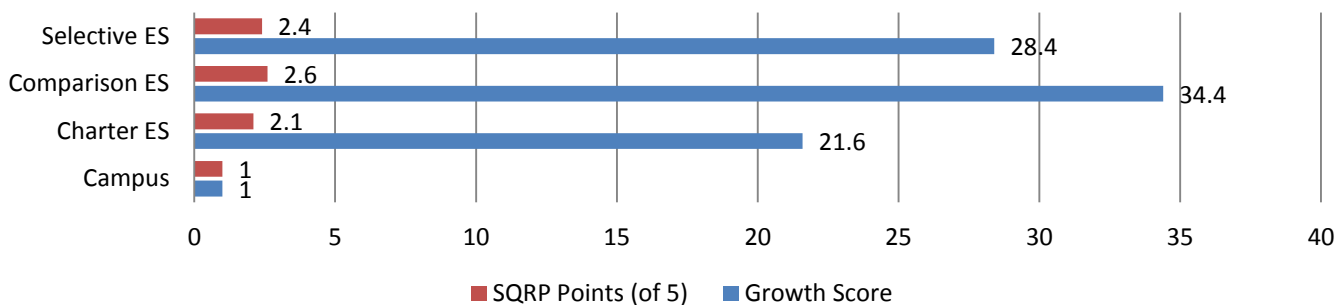
<sup>1</sup> On the Chicago Public Schools School Quality Rating Policy for the 2013-14 school year.



## SWD Reading Growth Scores



## SWD Math Growth Scores



Students with Disabilities participation rate on the NWEA Test: 100%

### Enrollment Trends

Bronzeville Lighthouse's mobility rate for the 2012-13 school year, according to CPS, is 13.5%, compared to 12.0% for charter elementary schools, 22.8% for comparison schools, and 6.0% at selective schools.

Percent of students who unenroll from the school for *any reason*

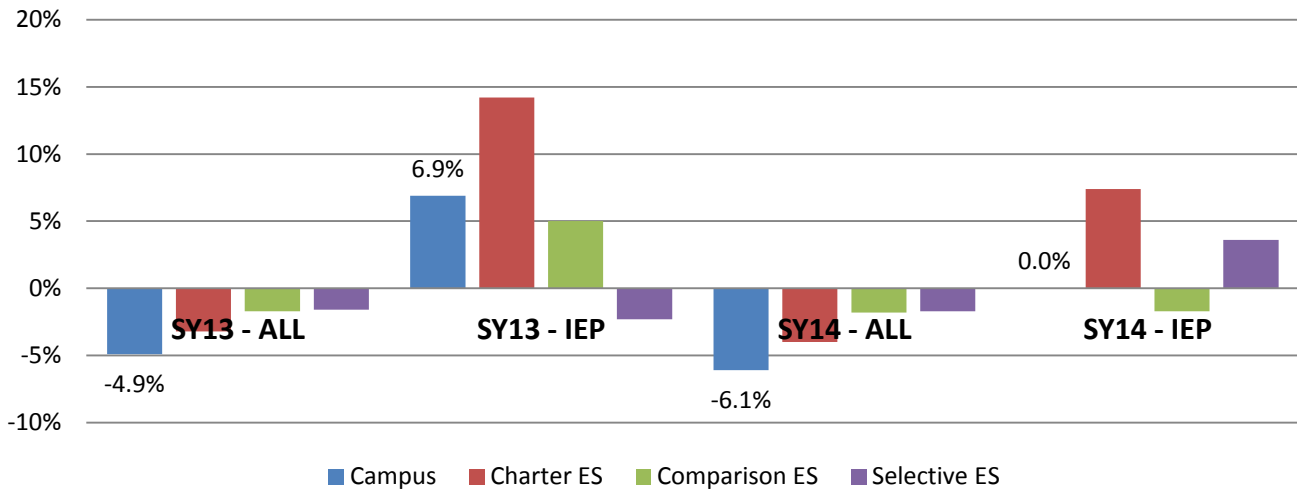
	SY 2012-13		SY 2013-14	
	All Students	SWD	All Students	SWD
Bronzeville Lighthouse	7.6%	[Redacted]	6.1%	[Redacted]
Charter ES	7.6%	[Redacted]	7.8%	[Redacted]
Comparison ES	9.8%	12.8%	9.3%	10.9%
Selective ES	6.9%	0.0%	6.5%	7.7%

Change in Percent of SWD During the School Year

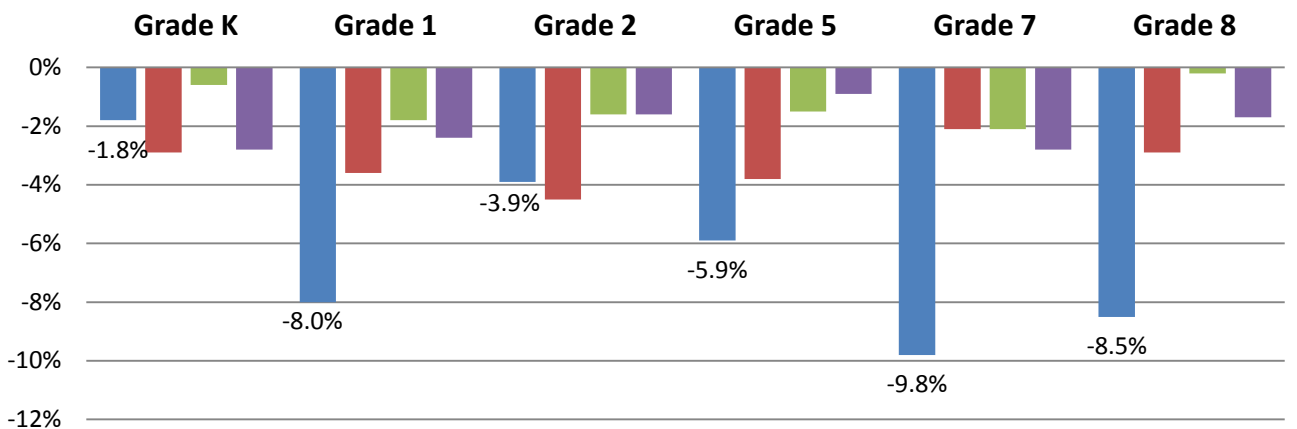
	SY 2012-13		SY 2013-14	
	Fall Rate	Change	Fall Rate	Change
<b>Bronzeville Lighthouse</b>	12.3%	1.5%	11.9%	0.8%
<b>Charter ES</b>	9.0%	1.6%	9.5%	1.5%
<b>Comparison ES</b>	12.3%	2.0%	12.5%	2.0%
<b>Selective ES</b>	6.7%	0.1%	6.5%	0.7%



## Net Change in Student Body



## Average Net Enrollment Change during SY 2013-14

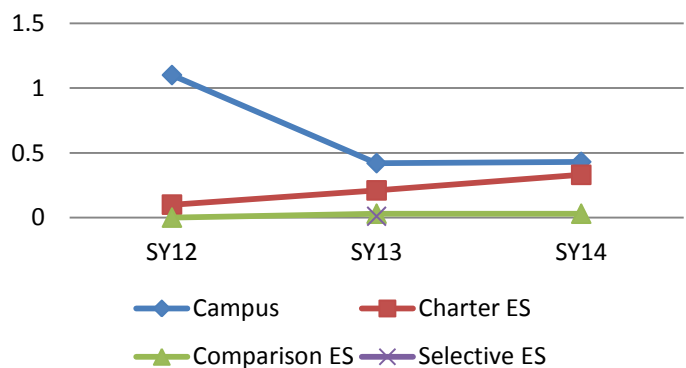


Attendance criteria for promotion? No  
 Behavior criteria for promotion? No

### Discipline

Use the CPS Code of Conduct? No  
 Use a "sweat the small stuff" discipline code? No  
 Use restorative practices<sup>2</sup>? No  
 Zero-tolerance for gangs or fighting<sup>3</sup>? No

## Expulsion Rate



<sup>2</sup> Restorative practices include peer mediation, peace circles, and peer juries.

<sup>3</sup> Does the campus code of conduct require at least one day of out-of-school suspension for fighting (general with peers) or any gang related offense.