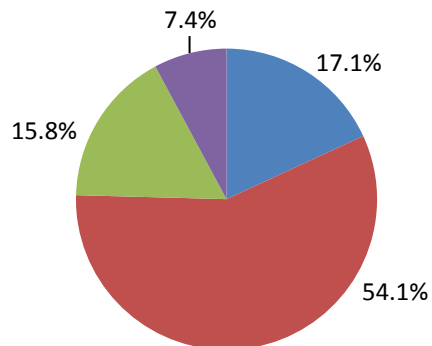




Chicago Virtual is a charter elementary school located at 38 S. Peoria St in the Near West Side neighborhood (CPS school ID 400036). Chicago Virtual serves 690 students from K-12th grade. It was last re-authorized in 2011 with a 5-year contract.

2013-14 School Year

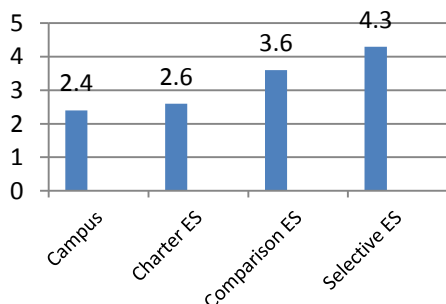
Enrollment: 690
 Free Lunch: 61.6%
 ELL: 2.5%
 Bi-Lingual Services?: Yes
 Attendance: 95.3%



Quality Rating¹: Level 2

■ White ■ Black ■ Hispanic ■ Asian

Total Quality Score

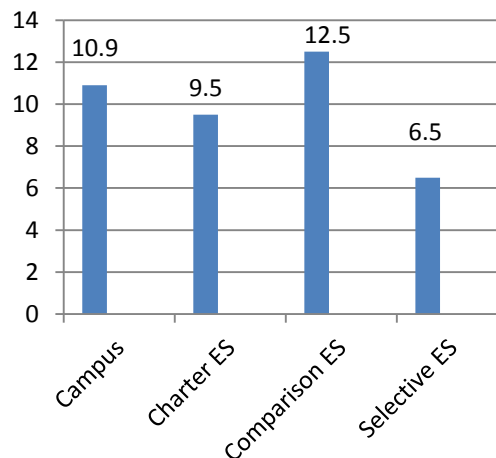


Students with Disabilities ("SWD")

Disability Access

Is the school accessible? Fully Accessible
 Is the case manager certified? Yes
 Did SWD participate in the SQRP rating? Redacted
 Does the school require disability information on the application? Unknown
 Does the application include a non-discrimination statement? Yes

SWD Enrollment Fall 2014

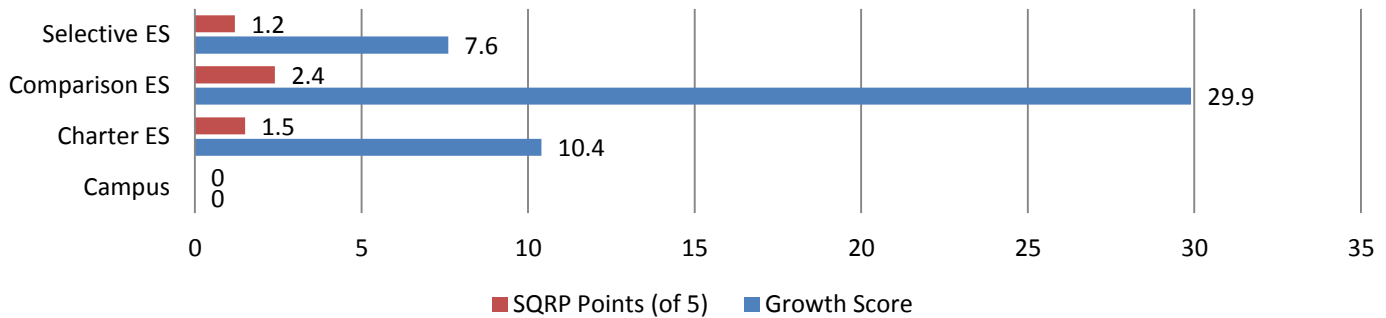


Equip for Equality is the independent, federally mandated protection and advocacy system for people with disabilities in Illinois. Questions should be directed to Charlie Wysong, (312) 895-7340.

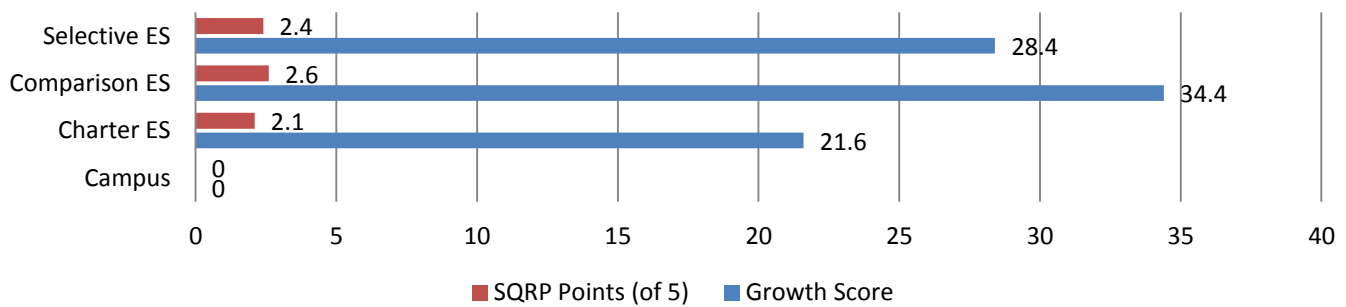
¹ On the Chicago Public Schools School Quality Rating Policy for the 2013-14 school year.



SWD Reading Growth Scores



SWD Math Growth Scores



Students with Disabilities participation rate on the NWEA Test: Redacted

Enrollment Trends

Chicago Virtual's mobility rate for the 2012-13 school year, according to CPS, is 31.6%, compared to 12.0% for charter elementary schools, 22.8% for comparison schools, and 6.0% at selective schools.

Percent of students who unenroll from the school for *any reason*

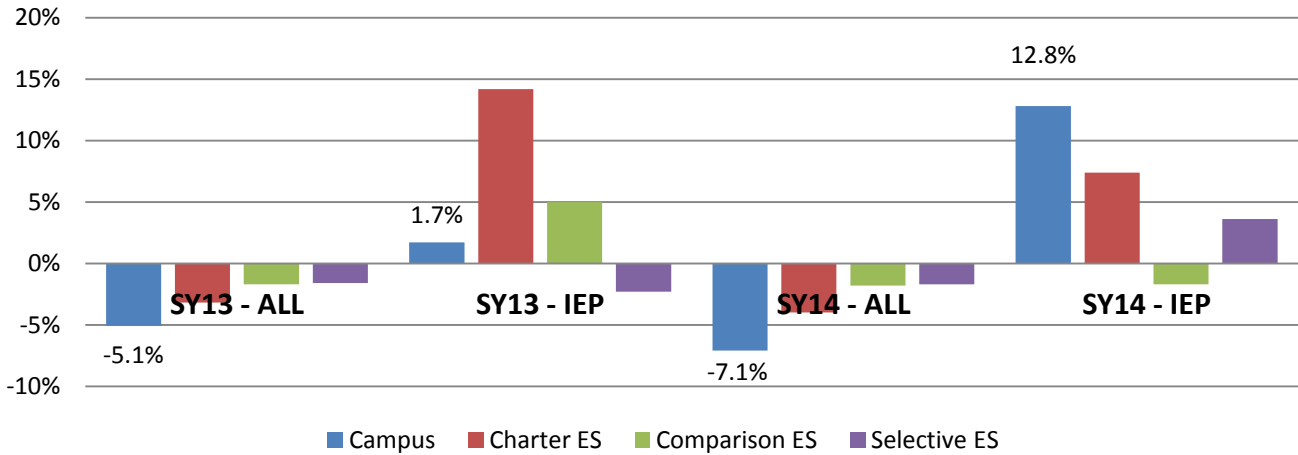
| | SY 2012-13 | | SY 2013-14 | |
|-----------------|--------------|------------|--------------|------------|
| | All Students | SWD | All Students | SWD |
| Chicago Virtual | 21.4% | 21.7% | 21.2% | 18.7% |
| Charter ES | 7.6% | [Redacted] | 7.8% | [Redacted] |
| Comparison ES | 9.8% | 12.8% | 9.3% | 10.9% |
| Selective ES | 6.9% | [Redacted] | 6.5% | 7.7% |

Change in Percent of SWD During the School Year

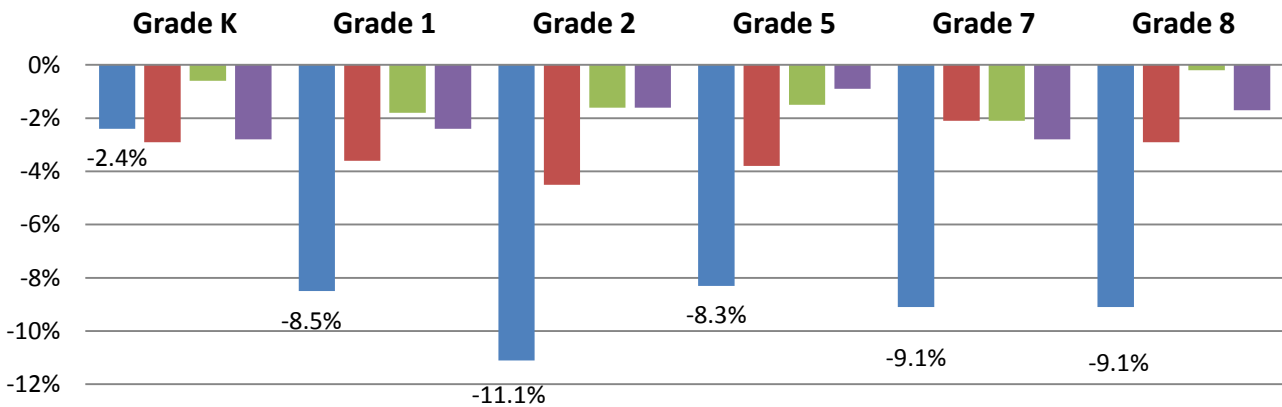
| | SY 2012-13 | | SY 2013-14 | |
|------------------------|------------|--------|------------|--------|
| | Fall Rate | Change | Fall Rate | Change |
| Chicago Virtual | 10.0% | 0.7% | 10.9% | 2.5% |
| Charter ES | 9.0% | 1.6% | 9.5% | 1.5% |
| Comparison ES | 12.3% | 2.0% | 12.5% | 2.0% |
| Selective ES | 6.7% | 0.1% | 6.5% | 0.7% |



Net Change in Student Body



Average Net Enrollment Change during SY 2013-14



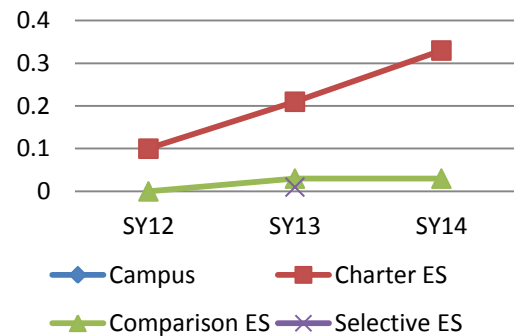
Attendance criteria for promotion? Unknown

Behavior criteria for promotion? Unknown

Discipline

| | |
|---|-----|
| Use the CPS Code of Conduct? | Yes |
| Use a "sweat the small stuff" discipline code? | No |
| Use restorative practices ² ? | Yes |
| Zero-tolerance for gangs or fighting ³ ? | No |

Expulsion Rate



² Restorative practices include peer mediation, peace circles, and peer juries.

³ Does the campus code of conduct require at least one day of out-of-school suspension for fighting (general with peers) or any gang related offense.