

# Galapagos

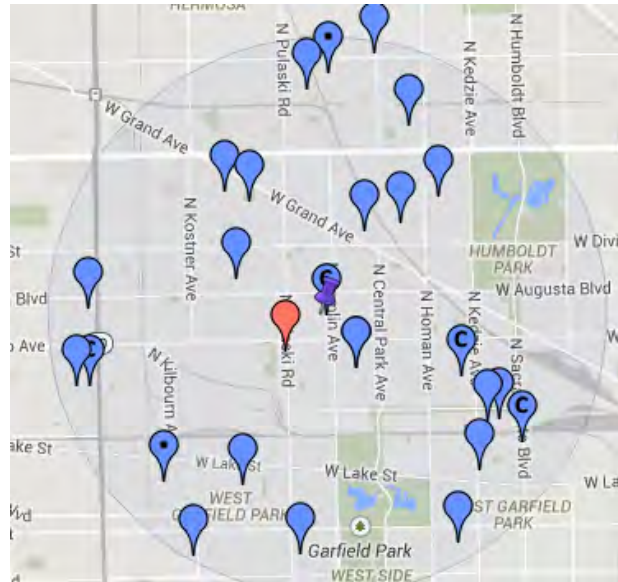
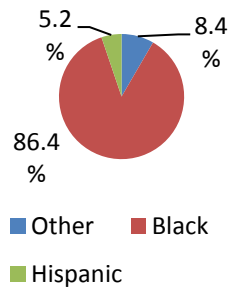
Elementary School



Galapagos is a charter elementary school located at 3814 W. Iowa St in the Humboldt Park neighborhood (CPS school ID 400041). Galapagos serves 346 students from K-8th grade. It was last re-authorized in 2010 with a 5-year contract.

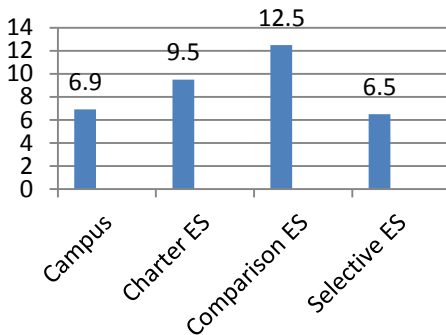
## 2013-14 School Year

Enrollment: 346  
 Free Lunch: 96.0%  
 ELL: 0.6%  
 Bi-Lingual Services?:  
 Unknown  
 Attendance: 94.5%



## Students with Disabilities (“SWD”)

### SWD Enrollment Fall 2014



Galapagos is located within 1.5 miles of 24 elementary schools.

School	Type	Rating	% IEP
BEIDLER	Attendance Area	1+	13.10%
CAMERON	Attendance Area	1	11.30%
CASALS	Attendance Area	1	13.70%
DODGE	Citywide	2	13.10%
FARADAY	Attendance Area	1	16.20%
FUNSTON	Attendance Area	2	14.70%
HEFFERAN	Attendance Area	1+	13.80%
KIPP - CREATE	Charter	1+	11.10%
LEARN CHTR 7	Charter	Unrated	10.30%
LOWELL	Attendance Area	2	27.50%
MARINE ACAD	Citywide	2	9.60%
MCAULIFFE	Attendance Area	2+	12.30%
MCNAIR	Attendance Area	3	22.80%
MELODY	Attendance Area	3	9%
MORTON	Attendance Area	2	12.50%
NASH	Attendance Area	1	11.20%
NOBEL	Attendance Area	2+	12.40%
PICCOLO	Attendance Area	1+	13.50%
POLARIS CHTR	Charter	3	14.20%
STOWE	Attendance Area	2	17.10%
TILTON	Attendance Area	2	11.30%
WARD, L	Attendance Area	1+	9.10%
WEST PARK	Attendance Area	2	12.10%

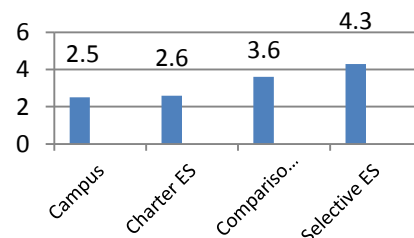
## Disability Access

Is the school accessible? No/ Unknown  
 Is the case manager certified? Yes  
 Did SWD participate in the SQRP rating<sup>1</sup>? Redacted  
 Does the school require disability information on the application? No  
 Does the application include a non-discrimination statement? Yes

Equip for Equality is the independent, federally mandated protection and advocacy system for people with disabilities in Illinois. Questions should be directed to Charlie Wysong, (312) 895-7340.

## Quality Rating<sup>1</sup>: Level 2

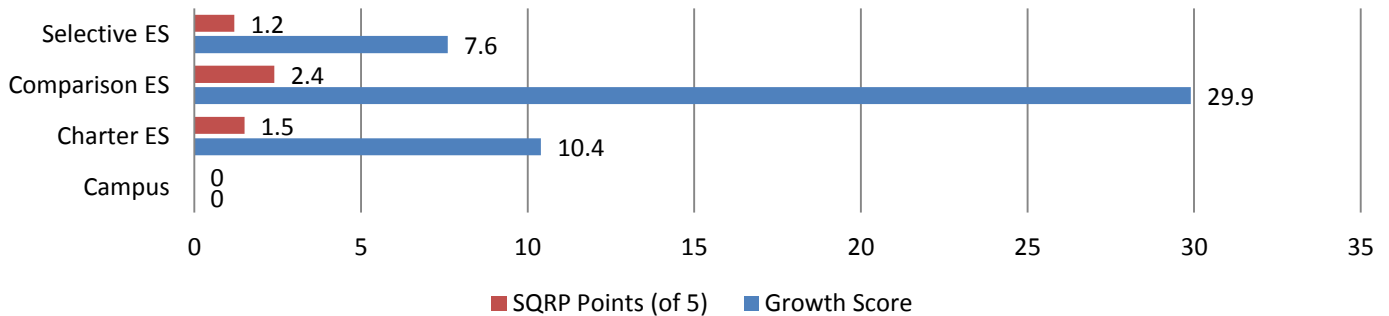
### Total Quality Score



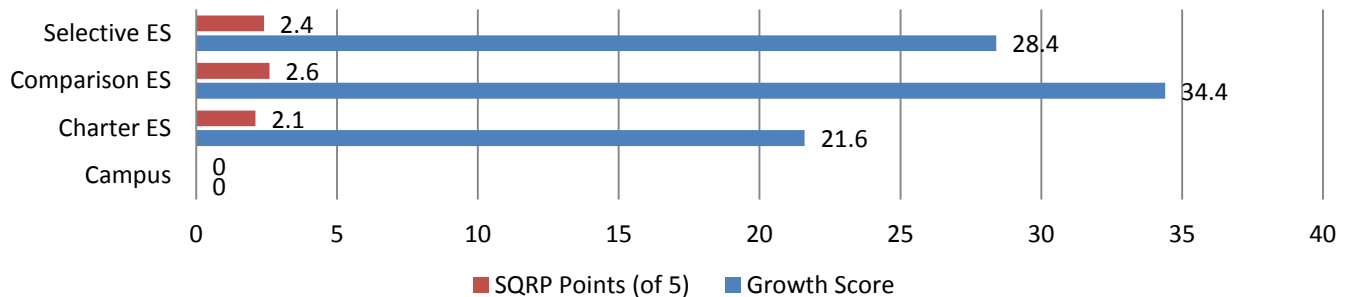
<sup>1</sup> On the Chicago Public Schools School Quality Rating Policy for the 2013-14 school year.



## SWD Reading Growth Scores



## SWD Math Growth Scores



Students with Disabilities participation rate on the NWEA Test: Redacted

### Enrollment Trends

Galapagos's mobility rate for the 2012-13 school year, according to CPS, is 20.0%, compared to 12.0% for charter elementary schools, 22.8% for comparison schools, and 6.0% at selective schools.

### Percent of students who unenroll from the school for *any reason*

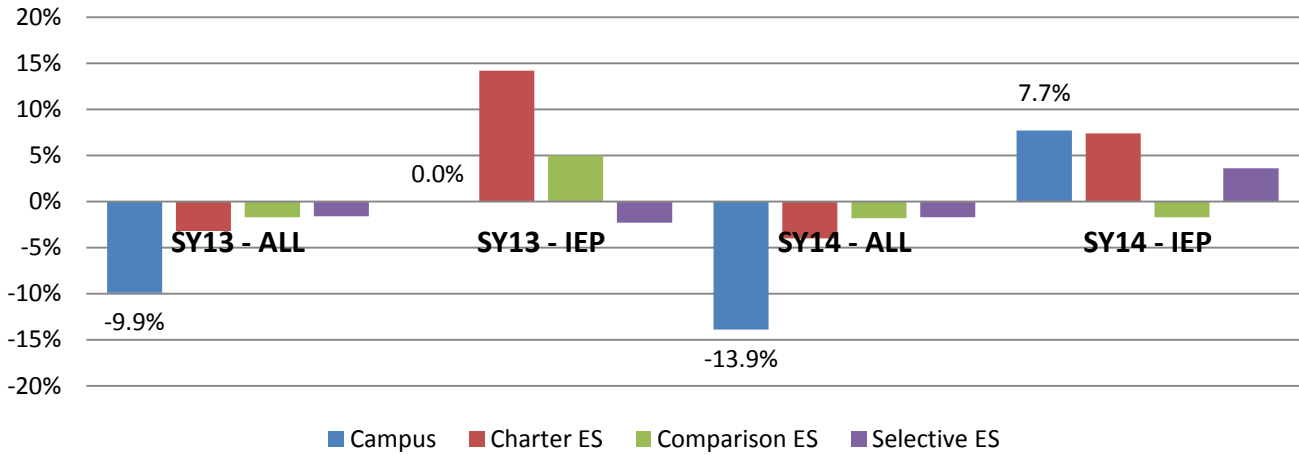
	SY 2012-13		SY 2013-14	
	All Students	SWD	All Students	SWD
Galapagos	9.9%	[Redacted]	9.2%	[Redacted]
Charter ES	7.6%	[Redacted]	7.8%	[Redacted]
Comparison ES	9.8%	12.8%	9.3%	10.9%
Selective ES	6.9%	0.0%	6.5%	7.7%

### Change in Percent of SWD During the School Year

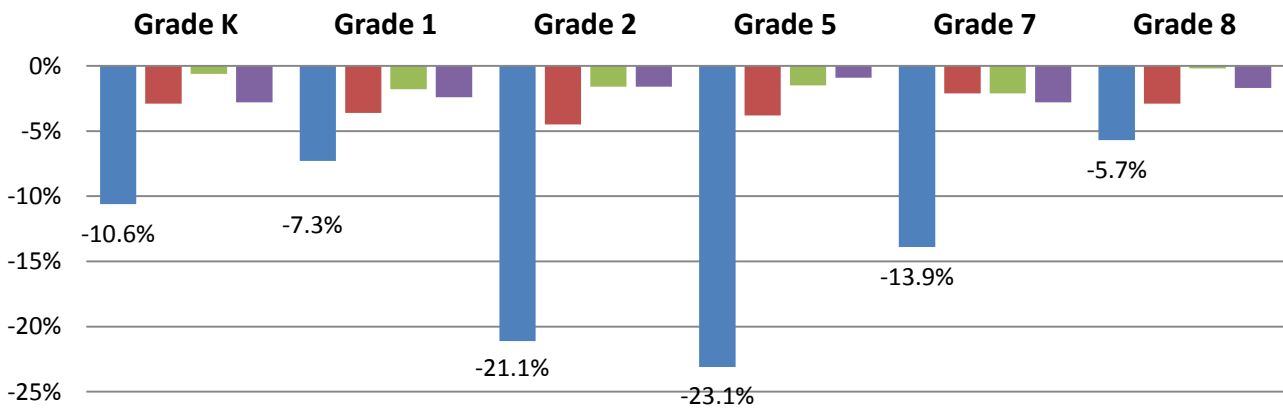
	SY 2012-13		SY 2013-14	
	Fall Rate	Change	Fall Rate	Change
Galapagos	7.7%	0.8%	6.9%	1.8%
Charter ES	9.0%	1.6%	9.5%	1.5%
Comparison ES	12.3%	2.0%	12.5%	2.0%
Selective ES	6.7%	0.1%	6.5%	0.7%



## Net Change in Student Body



## Average Net Enrollment Change during SY 2013-14

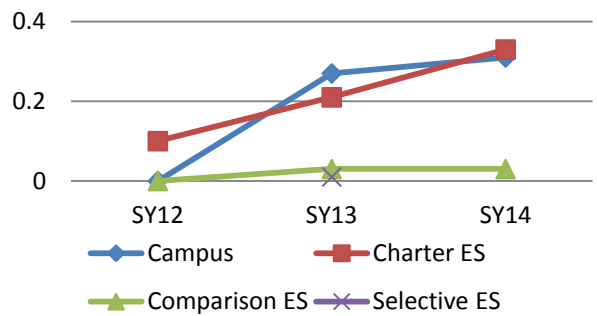


Attendance criteria for promotion? No  
 Behavior criteria for promotion? No

### Discipline

Use the CPS Code of Conduct? No  
 Use a "sweat the small stuff" discipline code? No  
 Use restorative practices<sup>2</sup>? No  
 Zero-tolerance for gangs or fighting<sup>3</sup>? Yes

## Expulsion Rate



<sup>2</sup> Restorative practices include peer mediation, peace circles, and peer juries.

<sup>3</sup> Does the campus code of conduct require at least one day of out-of-school suspension for fighting (general with peers) or any gang related offense.