

Kwame Nkrumah

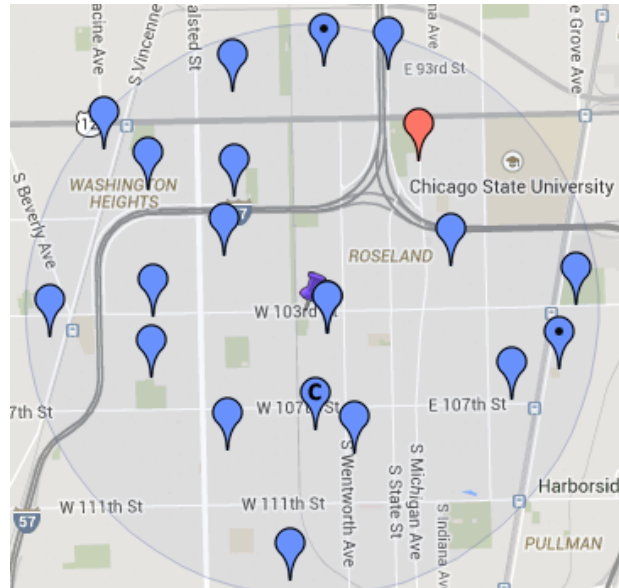
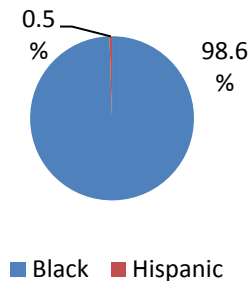
Elementary School



Kwame Nkrumah is a charter elementary school located at 314 W. 103rd St. in the Auburn Gresham neighborhood (CPS school ID 400045). Kwame Nkrumah serves 217 students from K-8th grade. It was last re-authorized in 2011 with a 5-year contract.

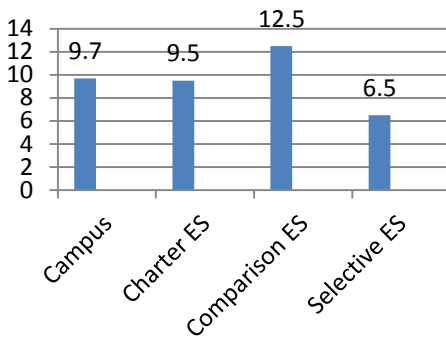
2013-14 School Year

Enrollment: 217
 Free Lunch: 82.0%
 ELL: 0.0%
 Bi-Lingual Services?: Unknown
 Attendance: 95.4%



Students with Disabilities (“SWD”)

SWD Enrollment Fall 2014



Kwame Nkrumah is located within 1.5 miles of 18 elementary schools.

School	Type	Rating	% IEP
BARNARD	Attendance Area	2+	13.7%
BENNETT	Attendance Area	2	8.6%
CULLEN	Attendance Area	2+	12.5%
DUNNE TECH	Attendance Area	1	10.0%
EVERS	Attendance Area	1	14.4%
FERNWOOD	Attendance Area	1+	10.7%
GARVEY	Attendance Area	1	10.9%
GILLESPIE	Attendance Area	1+	14.9%
GREEN	Attendance Area	1	13.8%
HALEY	Attendance Area	1	10.6%
HUGHES, L	Attendance Area	3	24.5%
KIPLING	Attendance Area	1	17.9%
LAVIZZO	Attendance Area	2+	13.7%
MOUNT VERNON	Attendance Area	2+	20.3%
POE	Classical	1+	3.5%
SMITH	Attendance Area	2+	9.4%
TURNER-DREW	Elementary Magnet	1+	15.6%
WACKER	Attendance Area	1+	12.7%

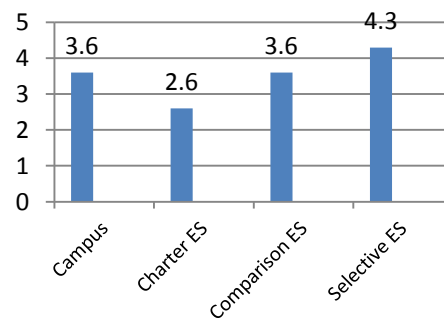
Disability Access

Is the school accessible? Generally Accessible
 Is the case manager certified? No
 Did SWD participate in the SQRP rating¹? Redacted
 Does the school require disability information on the application? No
 Does the application include a non-discrimination statement? No

Equip for Equality is the independent, federally mandated protection and advocacy system for people with disabilities in Illinois. Questions should be directed to Charlie Wysong, (312) 895-7340.

Quality Rating¹: Level 1

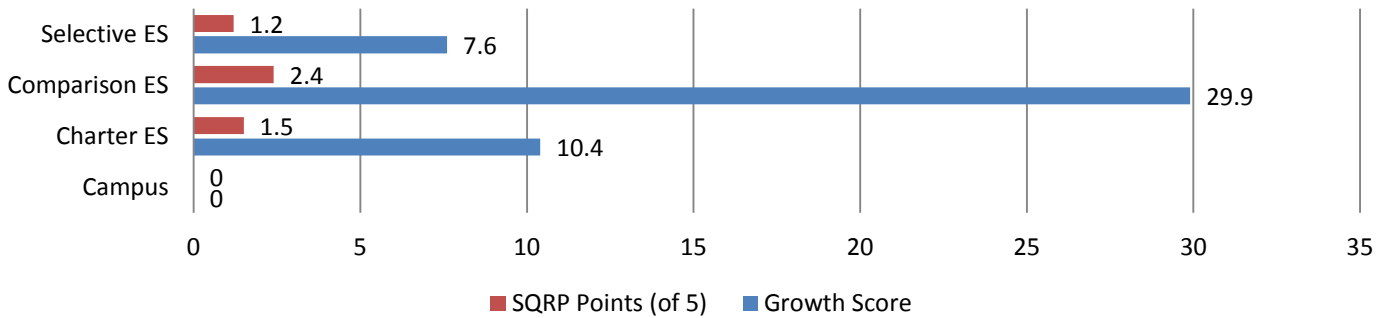
Total Quality Score



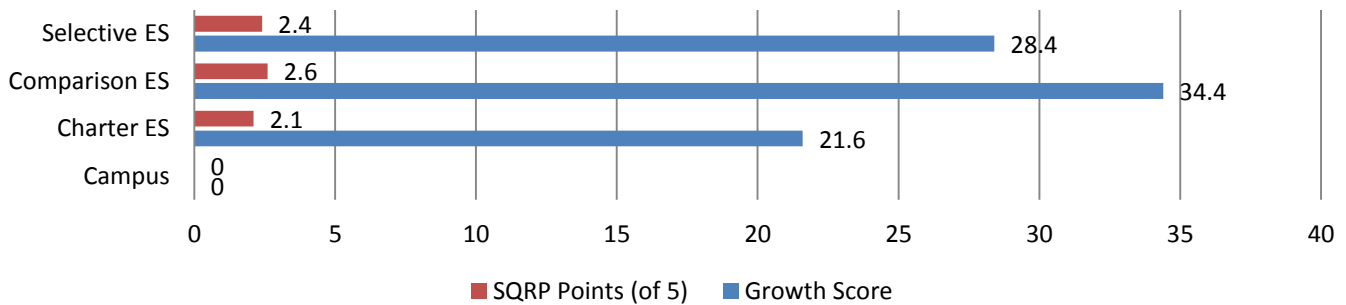
¹ On the Chicago Public Schools School Quality Rating Policy for the 2013-14 school year.



SWD Reading Growth Scores



SWD Math Growth Scores



Students with Disabilities participation rate on the NWEA Test: Redacted

Enrollment Trends

Kwame Nkrumah's mobility rate for the 2012-13 school year, according to CPS, is 7.1%, compared to 12.0% for charter elementary schools, 22.8% for comparison schools, and 6.0% at selective schools.

Percent of students who unenroll from the school for *any reason*

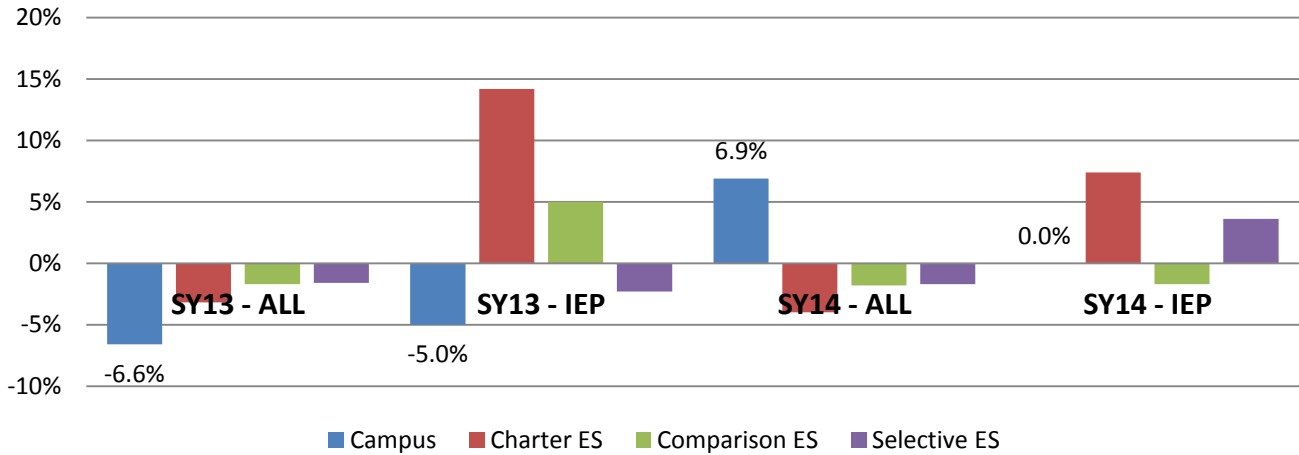
	SY 2012-13		SY 2013-14	
	All Students	SWD	All Students	SWD
Kwame Nkrumah	5.3%	[Redacted]	15.2%	[Redacted]
Charter ES	7.6%	[Redacted]	7.8%	[Redacted]
Comparison ES	9.8%	12.8%	9.3%	10.9%
Selective ES	6.9%	0.0%	6.5%	7.7%

Change in Percent of SWD During the School Year

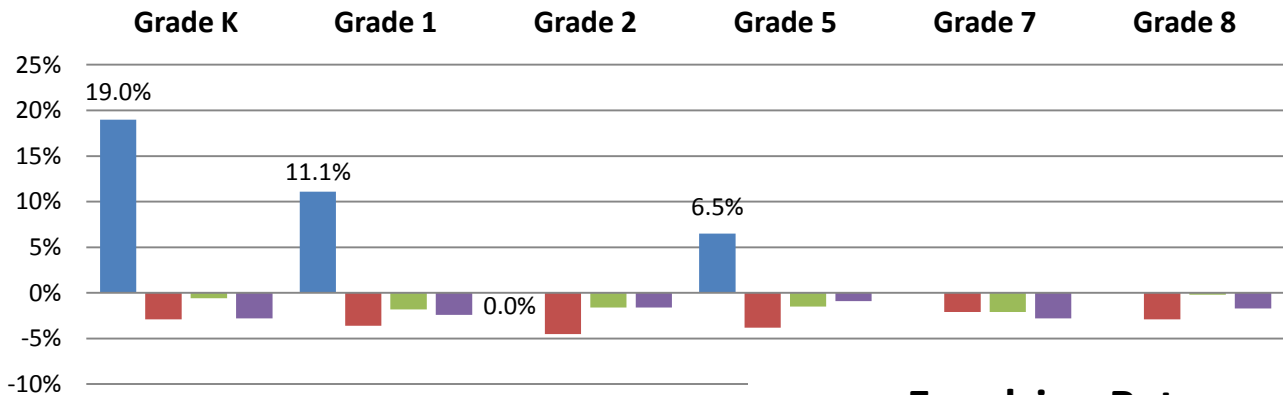
	SY 2012-13		SY 2013-14	
	Fall Rate	Change	Fall Rate	Change
Kwame Nkrumah	8.2%	0.1%	9.7%	-0.6%
Charter ES	9.0%	1.6%	9.5%	1.5%
Comparison ES	12.3%	2.0%	12.5%	2.0%
Selective ES	6.7%	0.1%	6.5%	0.7%



Net Change in Student Body



Average Net Enrollment Change during SY 2013-14

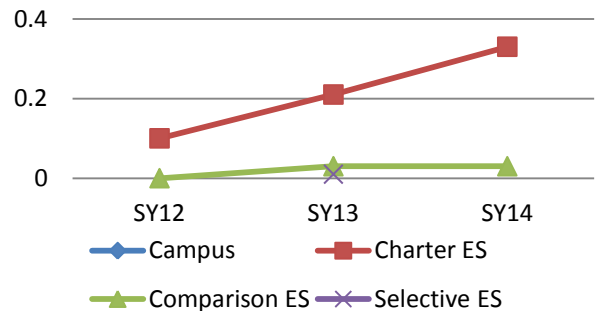


Attendance criteria for promotion? Yes
 Behavior criteria for promotion? No

Discipline

Use the CPS Code of Conduct? No
 Use a "sweat the small stuff" discipline code? No
 Use restorative practices²? Yes
 Zero-tolerance for gangs or fighting³? Yes

Expulsion Rate



² Restorative practices include peer mediation, peace circles, and peer juries.

³ Does the campus code of conduct require at least one day of out-of-school suspension for fighting (general with peers) or any gang related offense.