

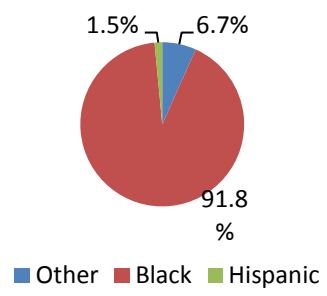


# LEARN - Excel Elementary School

LEARN - Excel is a charter elementary school located at 3021 W. Carroll Ave in the Near West Side neighborhood (CPS school ID 400048). LEARN - Excel serves 401 students from K-7th grade. It was last re-authorized in 2011 with a 5-year contract.

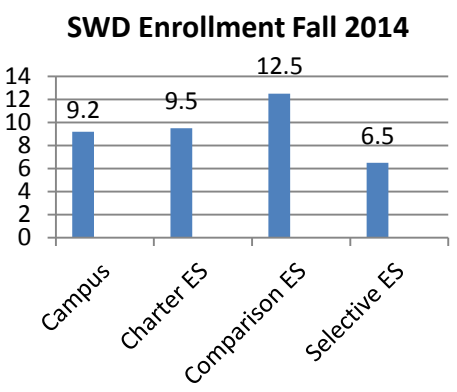
### 2013-14 School Year

Enrollment: 401  
 Free Lunch: 91.5%  
 ELL: 0.0%  
 Bi-Lingual Services?: Unknown  
 Attendance: 94.9%



**NOTE: LEARN did not participate in the CPS Quality Rating and did not provide test scores**

### Students with Disabilities ("SWD")

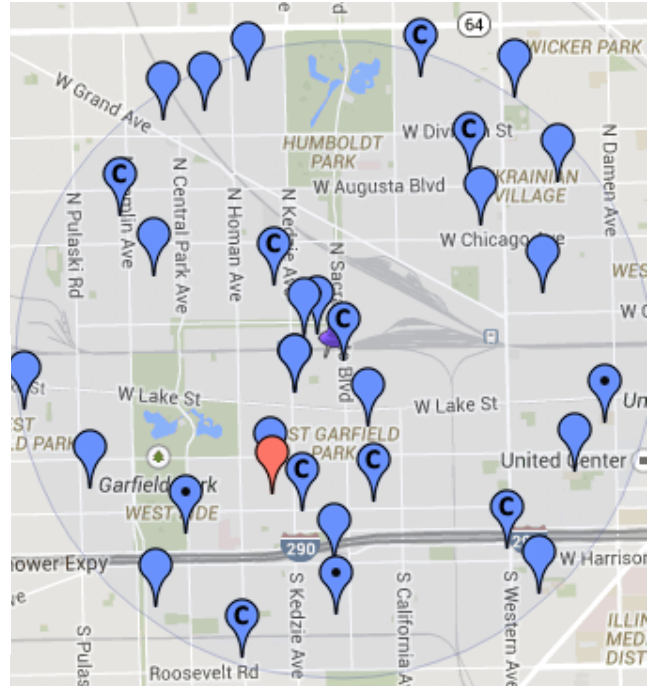


### Disability Access

Is the school accessible? No/ Unknown  
 Is the case manager certified? Yes

Does the school require disability information on the application? No

Does the application include a non-discrimination statement? Yes



LEARN - Excel is located within 1.5 miles of 30 elementary schools.

School	Type	Rating	% IEP
Beidler	Attendance Area	1+	13.6%
Cameron	Attendance Area	1	11.3%
Casals	Attendance Area	1	13.1%
Cather	Attendance Area	2	16.5%
Chopin	Attendance Area	2+	19.9%
Columbus	Attendance Area	1	5.4%
Dett	Attendance Area	3	29%
Diego	Attendance Area	2	14.6%
Dodge	Citywide - Small	2	13.0%
Ericson	Magnet	1	8.8%
Erie Charter	Charter	2	15.4%
Faraday	Attendance Area	1	15.1%
Galapagos Charter	Charter	2	10.0%
Gregory	Attendance Area	1	13.9%
Irving	Attendance Area	1+	16.7%
Jensen	Attendance Area	3	11.3%
Kellman	Attendance Area	1	7.6%
LEARN - R Butler	Charter	Unrated	7.5%
LEARN - Campbell	Charter	Unrated	11.6%
LEARN - Excel	Charter	Unrated	9.8%
Locke, A	Charter	Unrated	7.0%
Lowell	Attendance Area	2	27.7%
Melody	Attendance Area	3	9.1%
Mitchell	Attendance Area	1	13.5%
Morton	Attendance Area	2	12.7%
Polaris Charter	Charter	3	14.3%
Suder	Magnet	2	11.1%
Tilton	Attendance Area	2	12.0%
UNO - E. Santiago	Attendance Area	1	18.3%
Ward, L	Attendance Area	1+	9.3%

**Equip for Equality** is the independent, federally mandated protection and advocacy system for people with disabilities in Illinois. Questions should be directed to Charlie Wysong, (312) 895-7340.



**Enrollment Trends**

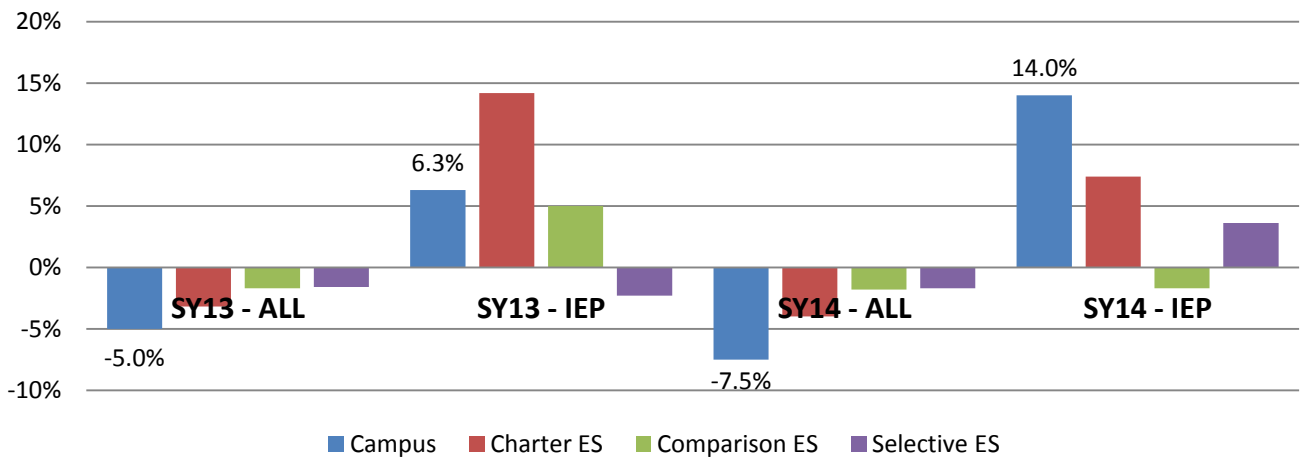
Percent of students who unenroll from the school for *any reason*

	SY 2012-13		SY 2013-14	
	All Students	SWD	All Students	SWD
LEARN - Excel	10.2%	[Redacted]	12.5%	[Redacted]
Charter ES	7.6%	[Redacted]	7.8%	[Redacted]
Comparison ES	9.8%	12.8%	9.3%	10.9%
Selective ES	6.9%	0.0%	6.5%	7.7%

Change in Percent of SWD During the School Year

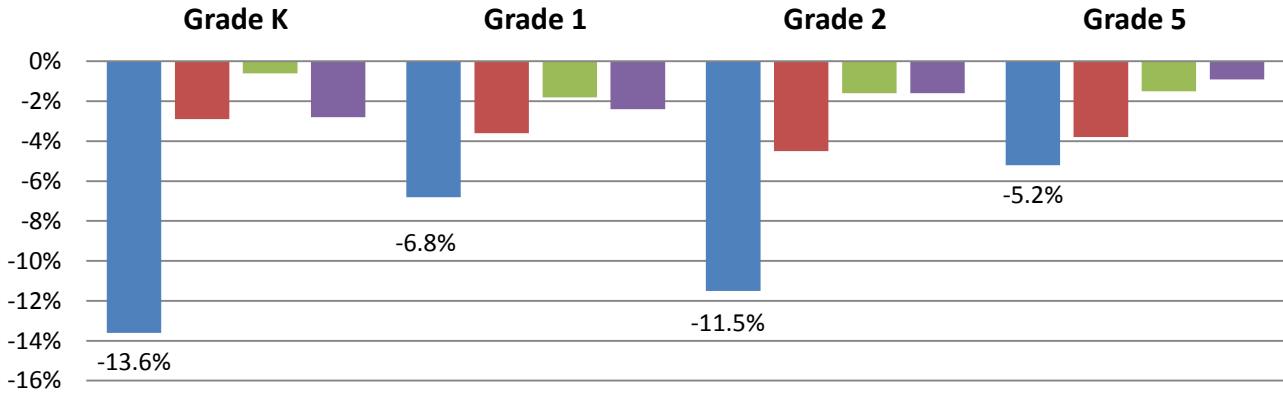
	SY 2012-13		SY 2013-14	
	Fall Rate	Change	Fall Rate	Change
LEARN - Excel	9.4%	1.1%	9.2%	2.4%
Charter ES	9.0%	1.6%	9.5%	1.5%
Comparison ES	12.3%	2.0%	12.5%	2.0%
Selective ES	6.7%	0.1%	6.5%	0.7%

**Net Change in Student Body**





### Average Net Enrollment Change during SY 2013-14

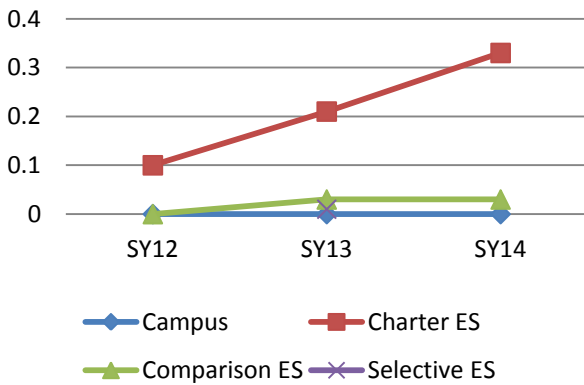


Attendance criteria for promotion? No  
 Behavior criteria for promotion? No

#### Discipline

Use the CPS Code of Conduct? No  
 Use a "sweat the small stuff" discipline code? No  
 Use restorative practices<sup>1</sup>? No  
 Zero-tolerance for gangs or fighting<sup>2</sup>? Yes

### Expulsion Rate



<sup>1</sup> Restorative practices include peer mediation, peace circles, and peer juries.

<sup>2</sup> Does the campus code of conduct require at least one day of out-of-school suspension for fighting (general with peers) or any gang related offense.