

LEARN - Hunter Perkins

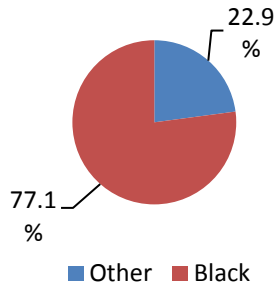
Elementary School



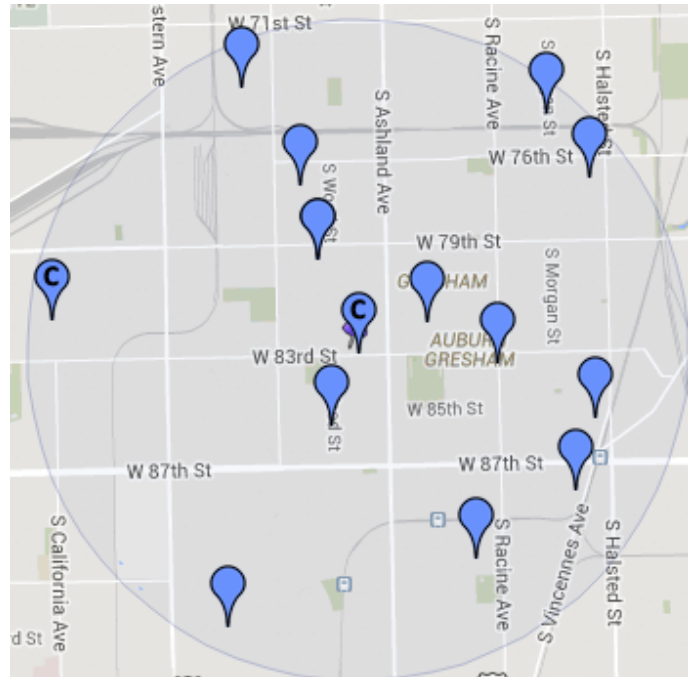
LEARN - Hunter Perkins is a charter elementary school located at 1700 W. 83rd St in the Auburn Gresham neighborhood (CPS school ID 400111). LEARN - Hunter Perkins serves 398 students from K-5th grade. It was last re-authorized in 2011 with a 5-year contract.

2013-14 School Year

Enrollment: 398
 Free Lunch: 94.2%
 ELL: 0.0%
 Bi-Lingual Services?: Unknown
 Attendance: 95.2%

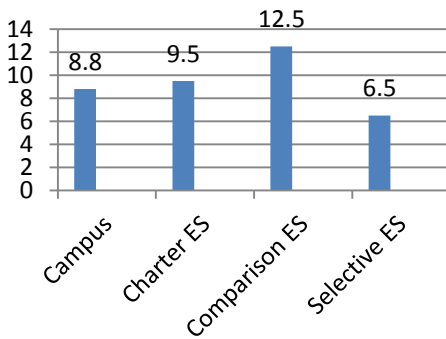


NOTE: LEARN did not participate in the CPS Quality Rating and did not provide test scores.



Students with Disabilities (“SWD”)

SWD Enrollment Fall 2014



LEARN - Hunter Perkins is located within 1.5 miles of **13** elementary schools.

School	Type	Rating	% IEP
BARTON	Attendance Area	2	14.0%
CICS - WRIGHTWOOD	Charter	2+	8.4%
COOK	Attendance Area	2	17.2%
CUFFE	Attendance Area	2	12.4%
FORT DEARBORN	Attendance Area	2	13.3%
FOSTER PARK	Attendance Area	1+	24.4%
GRESHAM	Attendance Area	2	15.7%
JACKSON, M	Attendance Area	2	20.4%
JOPLIN	Attendance Area	2	14.1%
KELLOGG	Attendance & Gifted	1+	17.2%
OGLESBY	Attendance Area	2	10.6%
RANDOLPH	Attendance & Magnet	2	12.1%
STAGG	Attendance Area	2+	11.8%

Disability Access

Is the school accessible? No/ Unknown
 Is the case manager certified? Yes

Does the school require disability information on the application? No

Does the application include a non-discrimination statement? Yes

Equip for Equality is the independent, federally mandated protection and advocacy system for people with disabilities in Illinois. Questions should be directed to Charlie Wysong, (312) 895-7340.



Enrollment Trends

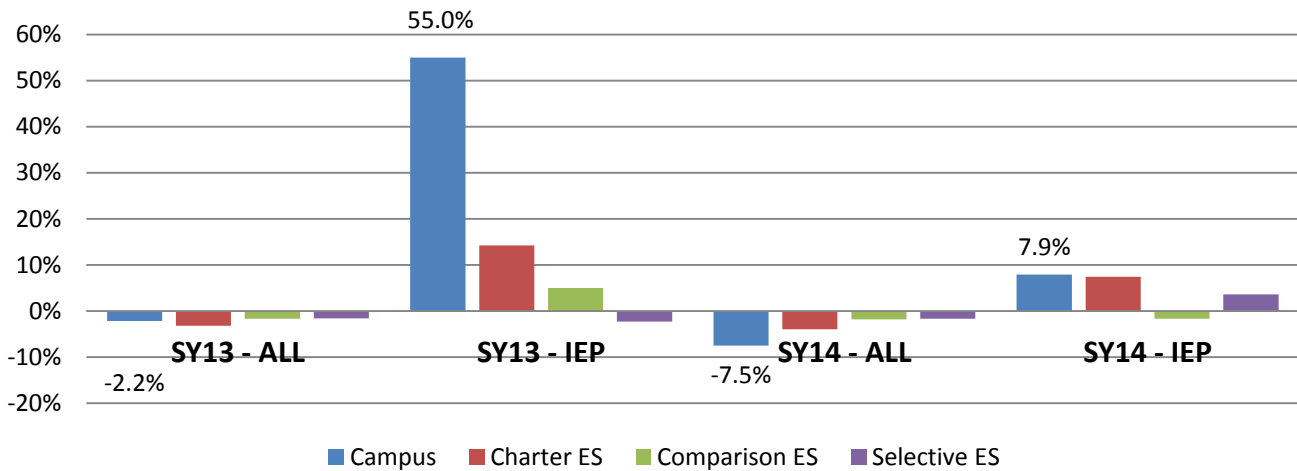
Percent of students who unenroll from the school for *any reason*

	SY 2012-13		SY 2013-14	
	All Students	SWD	All Students	SWD
LEARN - Hunter Perkins	5.1%	0.0%	8.0%	[Redacted]
Charter ES	7.6%	[Redacted]	7.8%	[Redacted]
Comparison ES	9.8%	12.8%	9.3%	10.9%
Selective ES	6.9%	0.0%	6.5%	7.7%

Change in Percent of SWD During the School Year

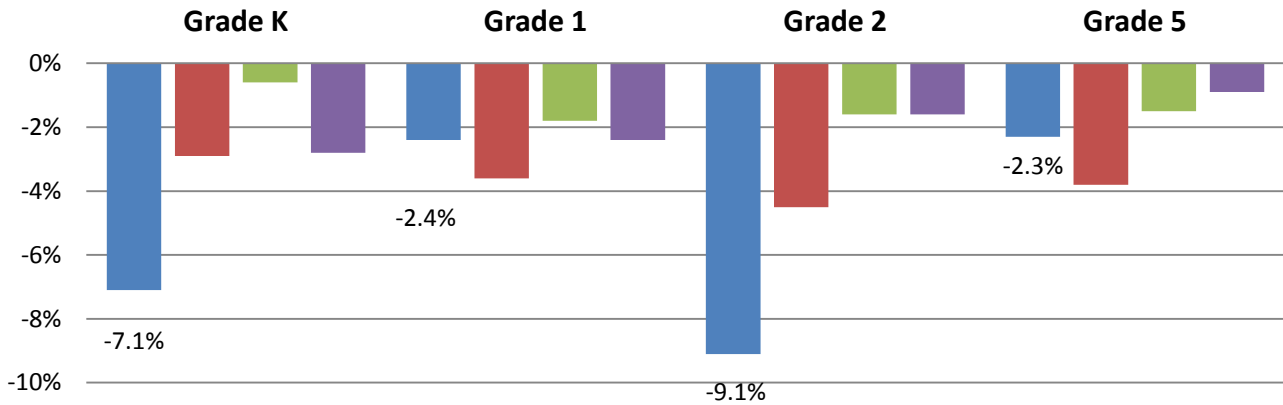
	SY 2012-13		SY 2013-14	
	Fall Rate	Change	Fall Rate	Change
LEARN - Hunter Perkins	6.3%	3.7%	8.8%	1.5%
Charter ES	9.0%	1.6%	9.5%	1.5%
Comparison ES	12.3%	2.0%	12.5%	2.0%
Selective ES	6.7%	0.1%	6.5%	0.7%

Net Change in Student Body





Average Net Enrollment Change during SY 2013-14



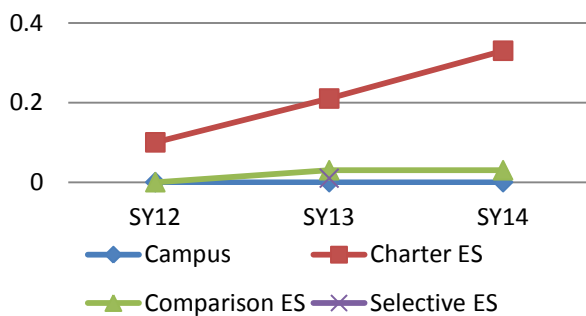
Attendance criteria for promotion? No

Behavior criteria for promotion? No

Discipline

Use the CPS Code of Conduct?	No
Use a “sweat the small stuff” discipline code?	No
Use restorative practices ¹ ?	No
Zero-tolerance for gangs or fighting ² ?	Yes

Expulsion Rate



¹ Restorative practices include peer mediation, peace circles, and peer juries.

² Does the campus code of conduct require at least one day of out-of-school suspension for fighting (general with peers) or any gang related offense.