



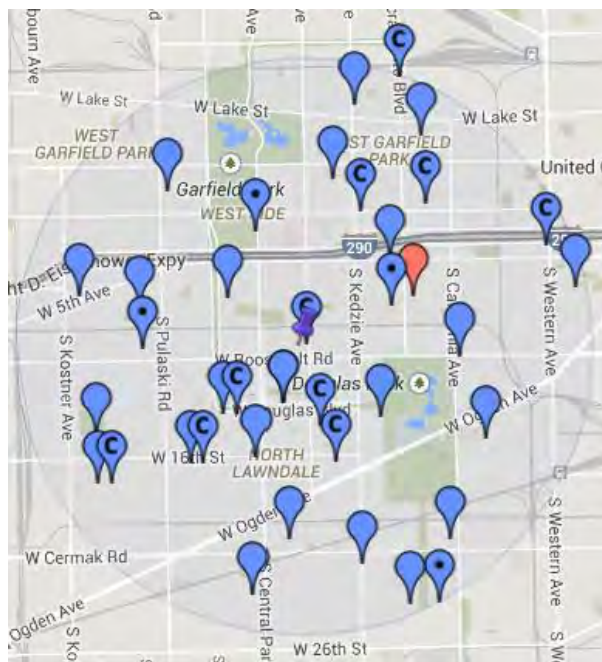
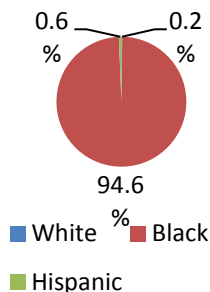
LEARN - Romano Butler

Elementary School

LEARN - Romano Butler is a charter elementary school located at 1132 S. Homan Ave in the North Lawndale neighborhood (CPS school ID 400046). LEARN - Romano Butler serves 634 students from PK-8th grade. It was last re-authorized in 2011 with a 5-year contract.

2013-14 School Year

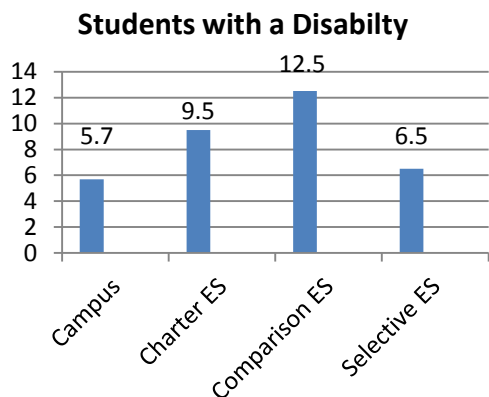
Enrollment: 634
 Free Lunch: 93.7%
 ELL: 0.0%
 Bi-Lingual Services? Unknown
 Attendance Rate: 95%



LEARN – R. B. is located within 1.5 miles of **34** elementary schools.

NOTE: LEARN did not participate in the CPS Quality Rating and did not provide test scores

Students with Disabilities (“SWD”)



Disability Access

Is the school accessible? Generally Accessible
 Is the case manager certified? Yes
 Does the school require disability information on the application? No
 Does the application include a non-discrimination statement? Yes

School	Type	Rating	% IEP
Beidler	Attendance Area	1+	13.7%
Cardenas	Attendance Area	1+	10.6%
Catalyst – Howland	Charter	2	14.8%
Cather	Attendance Area	2	18.1%
Chalmers	Attendance Area	3	15.8%
Crown	Attendance Area	3	16.4%
Dvorak Tech	Attendance Area	2	10.7%
Ericson	Magnet	1	9.1%
Faraday	Attendance Area	1	15.3%
Frazier	Charter	2	9.3%
Frazier Prospective	Magnet	1	10.7%
Gregory	Attendance Area	1	14.0%
Hammond	Attendance Area	2	21.6%
Herzel	Attendance Area	2	12.2%
Hughes, C	Attendance Area	2	10.9%
Irving	Attendance Area	1+	16.9%
Jensen	Attendance/Magnet	3	11.7%
Johnson	Attendance Area	2+	13.0%
Kanoon	Attendance/Magnet	2	12.9%
Kellman	Magnet	2	8.4%
KIPP Ascend	Charter	1+	11.8%
Lawndale	Attendance Area	3	9.0%
LEARN – Campbell	Charter	n/a	11.7%
LEARN – 7	Charter	n/a	11.6%
Legacy	Charter	2	13.5%
Locke, A	Charter	n/a	7.4%
Mason	Attendance Area	2	15.2%
Melody	Attendance Area	3	8.9%
Penn	Attendance Area	2+	26.1%
Plamodon	Attendance Area	1	13.0%
Saucedo	Magnet	1	8.9%
Spry	Attendance Area	2+	13.1%
Sumner	Attendance Area	1	10.8%
Webster	Attendance Area	2+	11.7%

Equip for Equality is the independent, federally mandated protection and advocacy system for people with disabilities in Illinois. Questions should be directed to Charlie Wysong, (312) 895-7340.



LEARN - Romano Butler

Elementary
School

Enrollment Trends

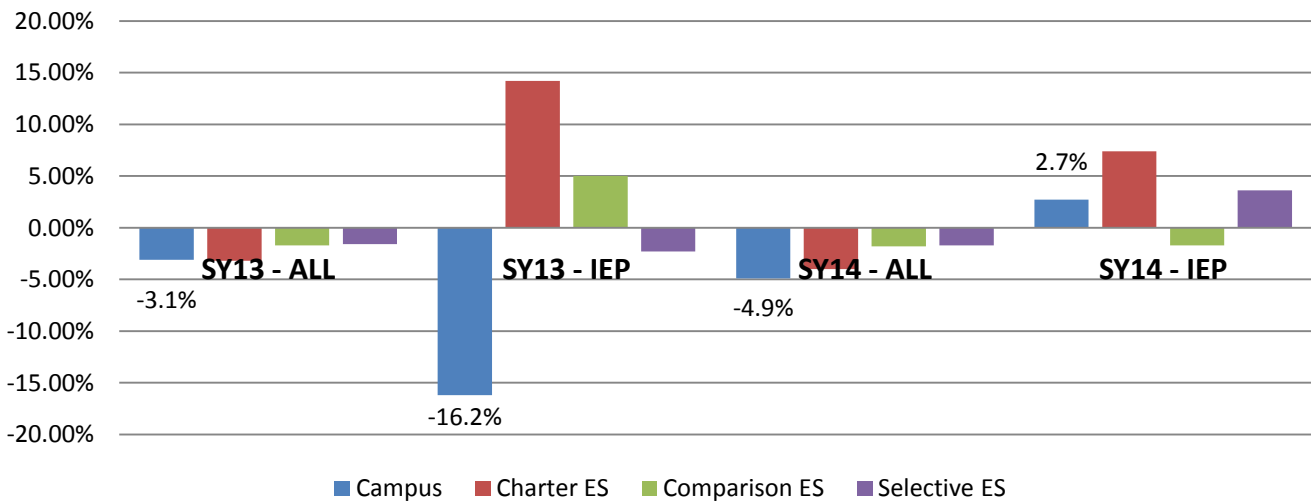
Percent of students who unenroll from the school for *any reason*

	SY 2012-13		SY 2013-14	
	All Students	SWD	All Students	SWD
LEARN - Romano Butler	5.6%	[Redacted]	9.0%	[Redacted]
Charter ES	7.6%	[Redacted]	7.8%	[Redacted]
Comparison ES	9.8%	12.8%	9.3%	10.9%
Selective ES	6.9%	0.0%	6.5%	7.7%

Change in Percent of SWD During the School Year

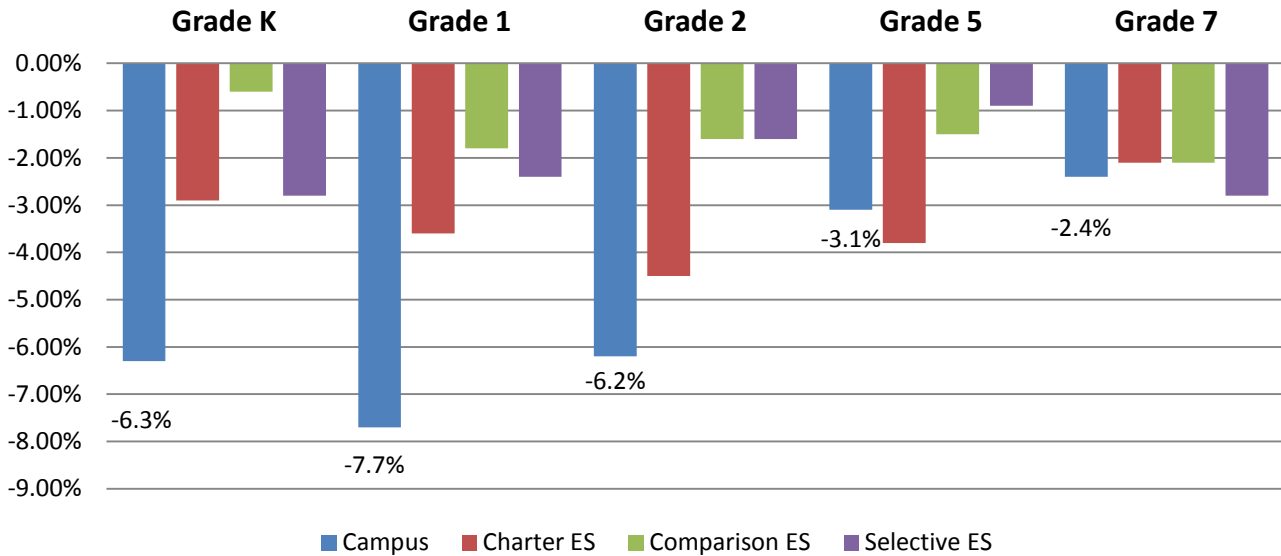
	SY 2012-13		SY 2013-14	
	Fall Rate	Change	Fall Rate	Change
LEARN - Romano Butler	5.9%	-0.5%	5.7%	0.9%
Charter ES	9.0%	1.6%	9.5%	1.5%
Comparison ES	12.3%	2.0%	12.5%	2.0%
Selective ES	6.7%	0.1%	6.5%	0.7%

Net Change in Student Body





Average Net Enrollment Change during SY 2013-14

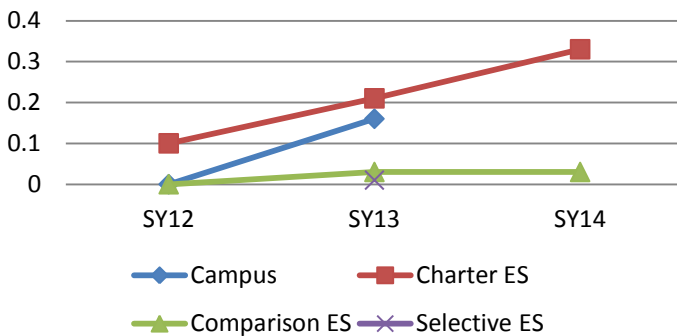


Attendance criteria for promotion? No
 Behavior criteria for promotion? No

Discipline

Use the CPS Code of Conduct? No
 Use a "sweat the small stuff" discipline code? No
 Use restorative practices¹? No
 Zero-tolerance for gangs or fighting²? Yes

Expulsion Rate



¹ Restorative practices include peer mediation, peace circles, and peer juries.

² Does the campus code of conduct require at least one day of out-of-school suspension for fighting (general with peers) or any gang related offense.