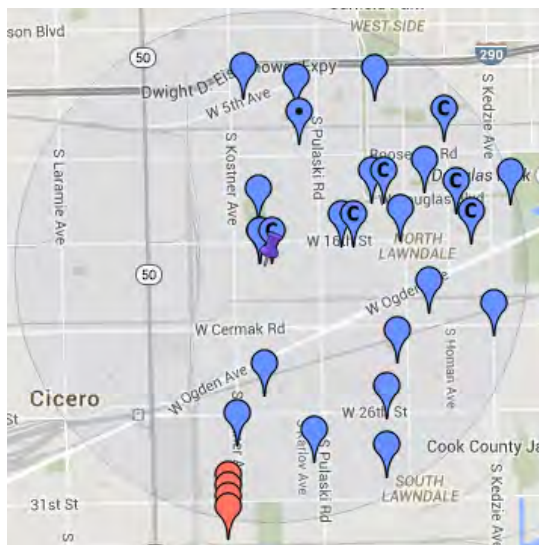
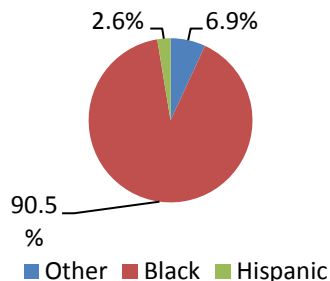


Legacy is a charter elementary school located at 4217 W. 18th St in the North Lawndale neighborhood (CPS school ID 400049). Legacy serves 496 students from K-8th grade. It was last re-authorized in 2010 with a 5-year contract.

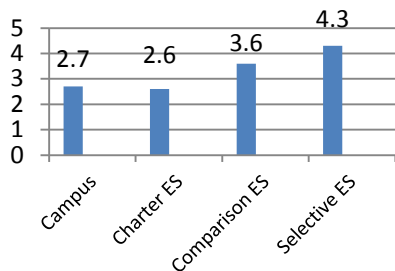
2013-14 School Year

Enrollment: 496
 Free Lunch: 94.0%
 ELL: 0.4%
 Bi-Lingual Services?:
 Unknown
 Attendance: 95.8%
 Quality Rating¹: Level 2



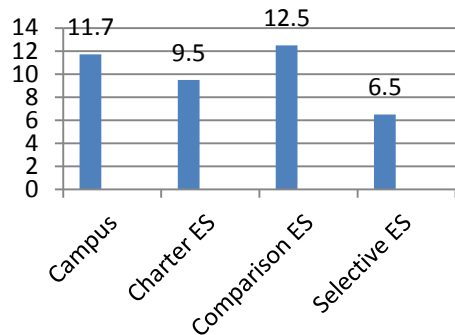
Legacy is located within 1.5 miles of **23** elementary schools.

Total Quality Score



Students with Disabilities (“SWD”)

SWD Enrollment Fall 2014



Disability Access

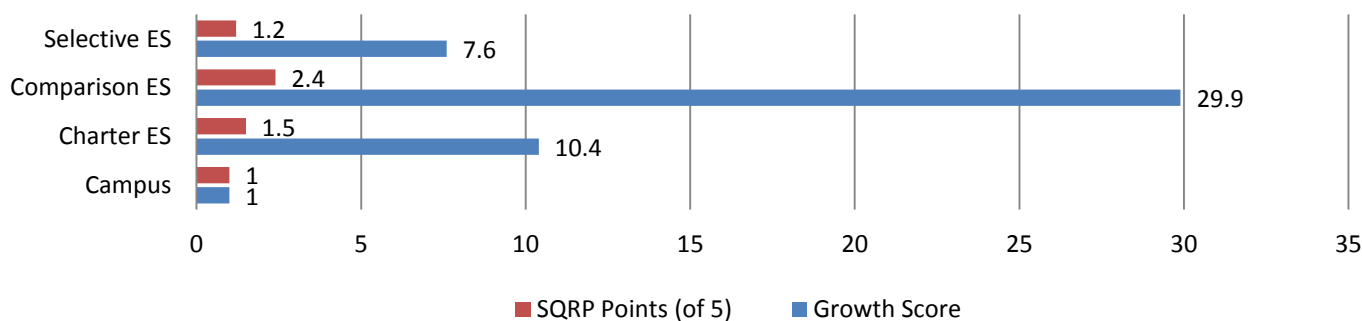
Is the school accessible? Generally Accessible
 Is the case manager certified? Yes
 Did SWD participate in the SQRP rating¹? Yes
 Does the school require disability information on the application? No
 Does the application include a non-discrimination statement? No

School	Type	Rating	% IEP
Cardenas	Attendance Area	1+	10.2%
Catalyst – Howland	Charter	2	14.3%
Corkery	Attendance Area	2+	11.6%
Crown	Attendance Area	3	15.5%
Dvorak Tech	Attendance Area	2	10.9%
Frazier Charter	Charter	2	9.1%
Frazier Prospective	Maget	1	10.6%
Gregory	Attendance Area	1	13.9%
Herzl	Attendance Area	2	11.8%
Hughes, C	Attendance Area	2	10.3%
Johnson	Attendance Area	2+	13.1%
Kanoon	Attendance Area	2	12.7%
KIPP – Ascend	Charter	1+	12.1%
Lawndsale	Attendance Area	3	9.6%
Learn - R Butler	Charter	Unrated	7.5%
Little Village	Attendance Area	1	9.7%
Mason	Attendance Area	2	13.9%
Ortiz De Dominguez	Attendance Area	Unrated	11%
Penn	Attendance Area	2+	7.1%
Sumner	Attendance Area	1	10.2%
Webster	Attendance Area	2+	12.2%
Whitney	Attendance Area	1	8.6%
Zapata	Attendance Area	1	11.5%

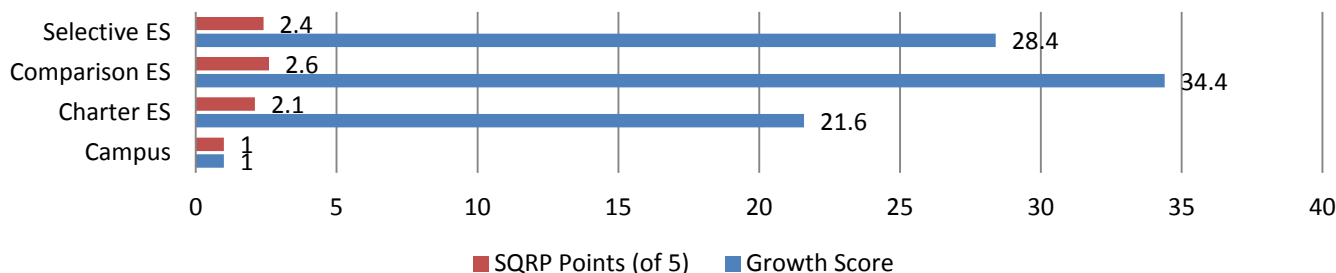
Equip for Equality is the independent, federally mandated protection and advocacy system for people with disabilities in Illinois. Questions should be directed to Charlie Wysong, (312) 895-7340.

¹ On the Chicago Public Schools School Quality Rating Policy for the 2013-14 school year.

SWD Reading Growth Scores



SWD Math Growth Scores



Students with Disabilities participation rate on the NWEA Test: 100%

Enrollment Trends

Legacy’s mobility rate for the 2012-13 school year, according to CPS, is 11.0%, compared to 12.0% for charter elementary schools, 22.8% for comparison schools, and 6.0% at selective schools.

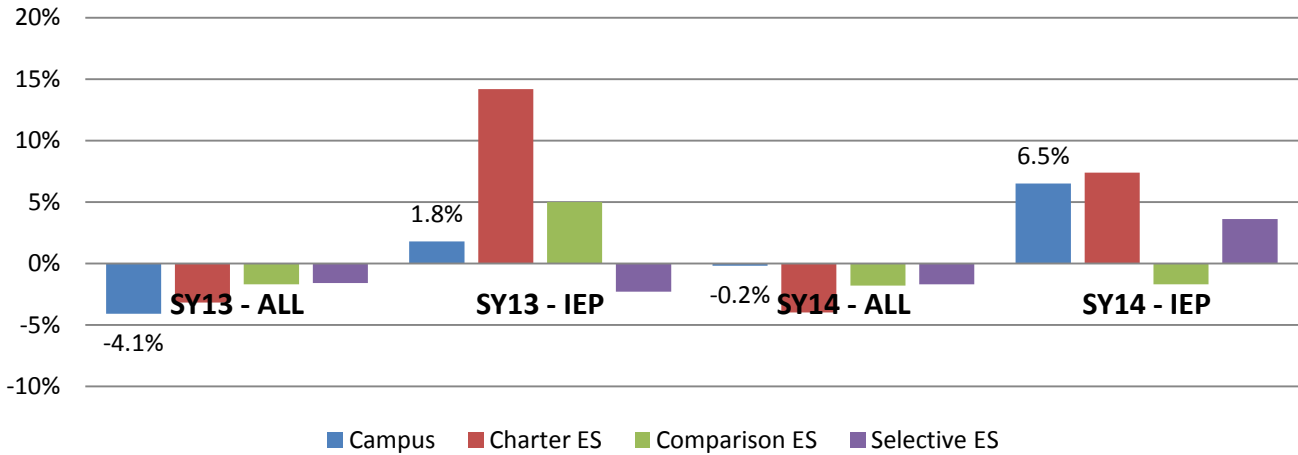
Percent of students who unenroll from the school for any reason

	SY 2012-13		SY 2013-14	
	All Students	SWD	All Students	SWD
Legacy	9.7%	[Redacted]	4.0%	[Redacted]
Charter ES	7.6%	[Redacted]	7.8%	[Redacted]
Comparison ES	9.8%	12.8%	9.3%	10.9%
Selective ES	6.9%	0.0%	6.5%	7.7%

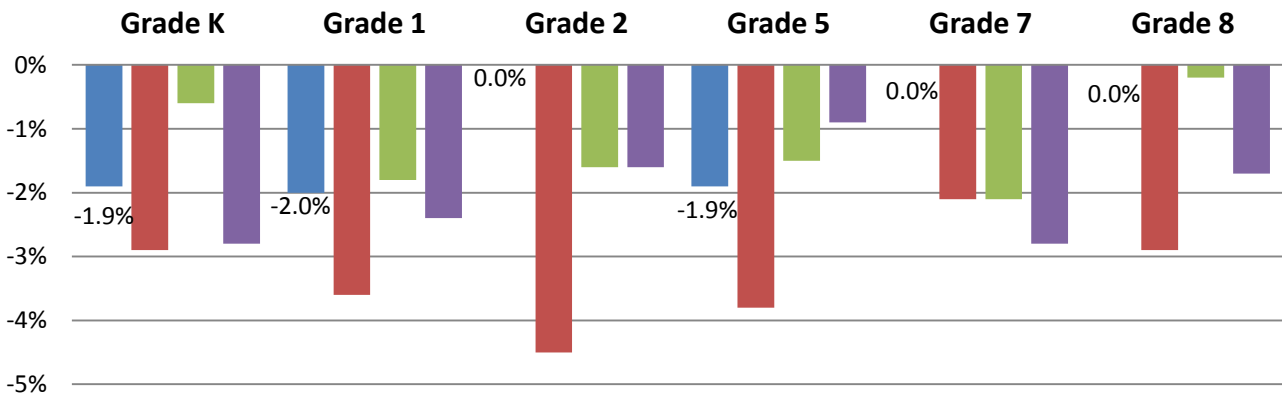
Change in Percent of SWD During the School Year

	SY 2012-13		SY 2013-14	
	Fall Rate	Change	Fall Rate	Change
Legacy	11.1%	1.7%	11.7%	1.9%
Charter ES	9.0%	1.6%	9.5%	1.5%
Comparison ES	12.3%	2.0%	12.5%	2.0%
Selective ES	6.7%	0.1%	6.5%	0.7%

Net Change in Student Body



Average Net Enrollment Change during SY 2013-14

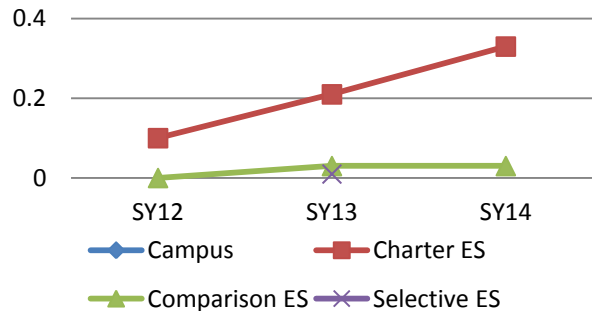


Attendance criteria for promotion? Unknown
 Behavior criteria for promotion? Unknown

Discipline

Use the CPS Code of Conduct? Yes
 Use a "sweat the small stuff" discipline code? No
 Use restorative practices²? Yes
 Zero-tolerance for gangs or fighting³? No

Expulsion Rate



² Restorative practices include peer mediation, peace circles, and peer juries.

³ Does the campus code of conduct require at least one day of out-of-school suspension for fighting (general with peers) or any gang related offense.