

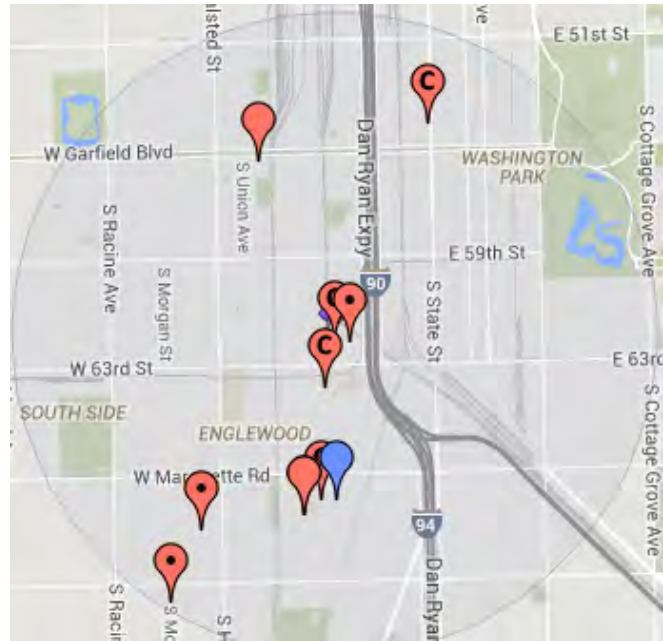
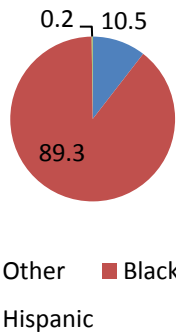
# Urban Prep - Englewood High School



Urban Prep - Englewood is a charter high school located at 6201 S. Stewart Ave in the Englewood neighborhood. Urban Prep - Englewood serves 449 students from 9th-12th grade. It was last re-authorized in 2010 with a 5-year contract.

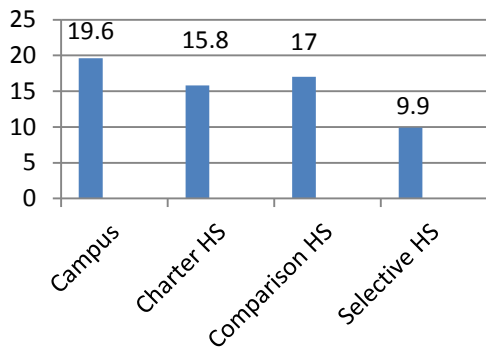
## 2013-14 School Year

Enrollment: 449  
 Free Lunch: 82.9%  
 ELL: 0.0%  
 Bi-Lingual Services: No  
 Attendance: 94.1%



## Students with a Disability ("SWD")

### SWD Enrollment Fall 2014



Urban Prep - Englewood is located within 1.5 miles of 8 high schools.

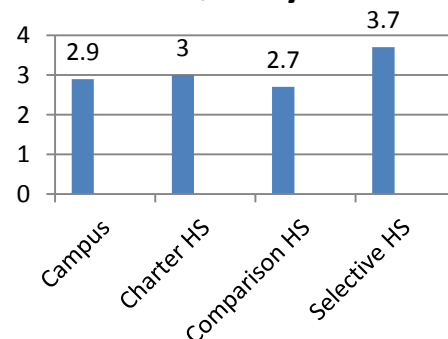
School	Type	Rating	% IEP
ACE TECH	Charter	2	20.2%
AMANDLA	Charter	3	21.5%
EXCEL – ENGLEWOOD	Citywide – Option	2	20.8%
HOPE PREP HS	Attendance Area	3	19.3%
MAGIC JOHNSON – ENGLEWOOD	Citywide – Option	Unrated	10.1%
NOBLE – JOHNSON	Charter	2+	17.4%
ROBESON HS	Attendance Area	2	28.9%
TEAM HS	Citywide – Small	3	19.7%

## Disability Access

- Is the school accessible? Generally Accessible
- Is the case manager certified? Yes
- Did SWD participate in the quality rating<sup>1</sup>? Unreported
- Does the school require disability information on the application? No
- Does the application include a non-discrimination statement? No

Quality Rating<sup>1</sup>: Level 2

## Total Quality Score



**Equip for Equality** is the independent, federally mandated protection and advocacy system for people with disabilities in Illinois. Questions should be directed to Charlie Wysong, (312) 895-7340.

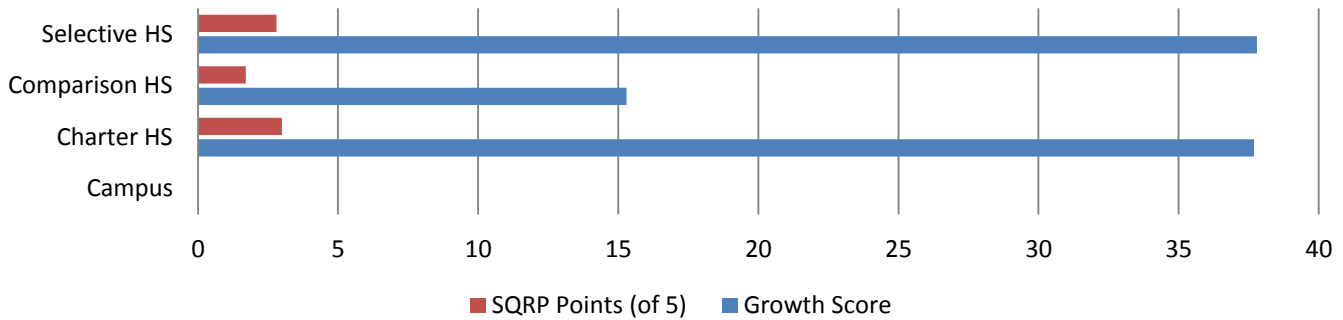
<sup>1</sup> On the Chicago Public Schools School Quality Rating Policy for the 2013-14 school year.



## Test results for Students with Disabilities

Students with Disabilities participation rate: Redacted

## SWD Test Score Growth from the Quality Ratings



## Enrollment Trends

Urban Prep - Englewood's mobility rate for the 2012-13 school year, according to CPS, is 12.7%, compared to 18.8% for charter high schools, 28.0% for comparison schools, and 8.4% at selective schools.

Percent of students who unenroll from the school for *any reason*.

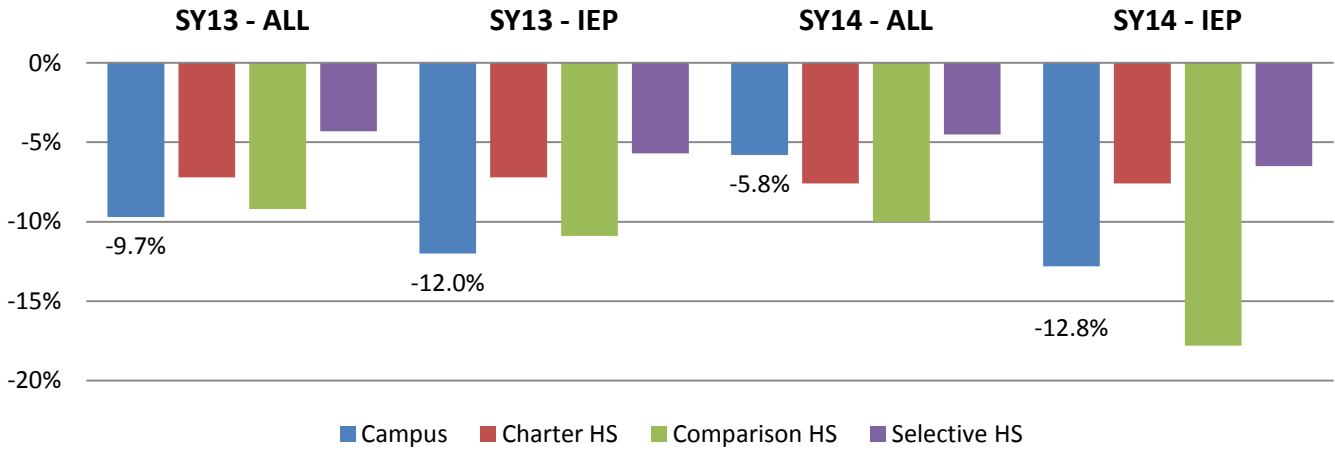
	SY 2012-13		SY 2013-14	
	All Students	SWD	All Students	SWD
Urban Prep - Englewood	11.5%	13.0%	10.0%	[Redacted]
Charter HS	14.4%	18.5%	11.4%	16.5%
Comparison HS	18.5%	21.5%	18.3%	21.5%
Selective HS	6.8%	7.3%	6.4%	12.0%

## Change in Percent of SWD During the School Year

	SY 2012-13		SY 2013-14	
	Fall Rate	Change	Fall Rate	Change
Urban Prep - Englewood	20.2%	-0.5%	19.6%	-1.2%
Charter HS	14.7%	-0.1%	15.8%	0.1%
Comparison HS	16.8%	-0.1%	17.0%	-0.6%
Selective HS	9.9%	-0.1%	9.9%	0.0%



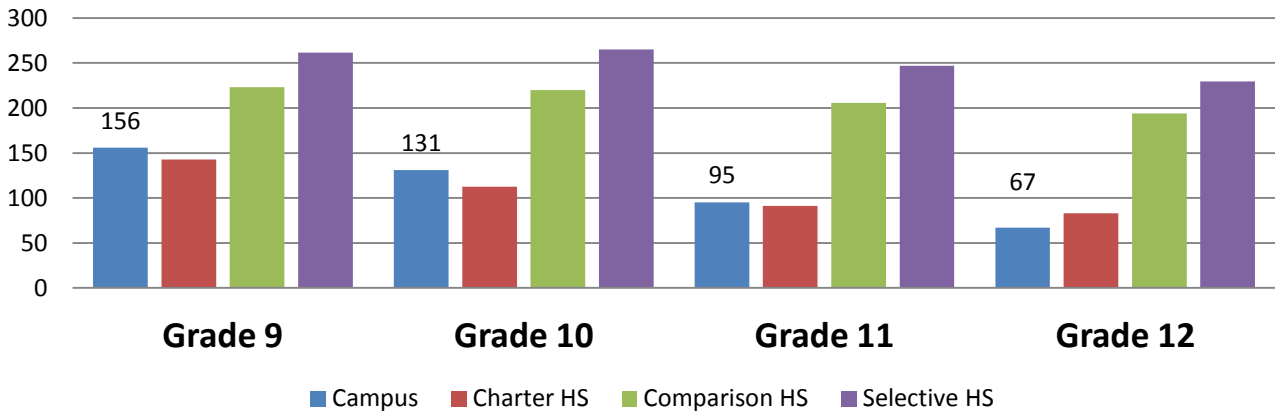
## Net Change in Student Body



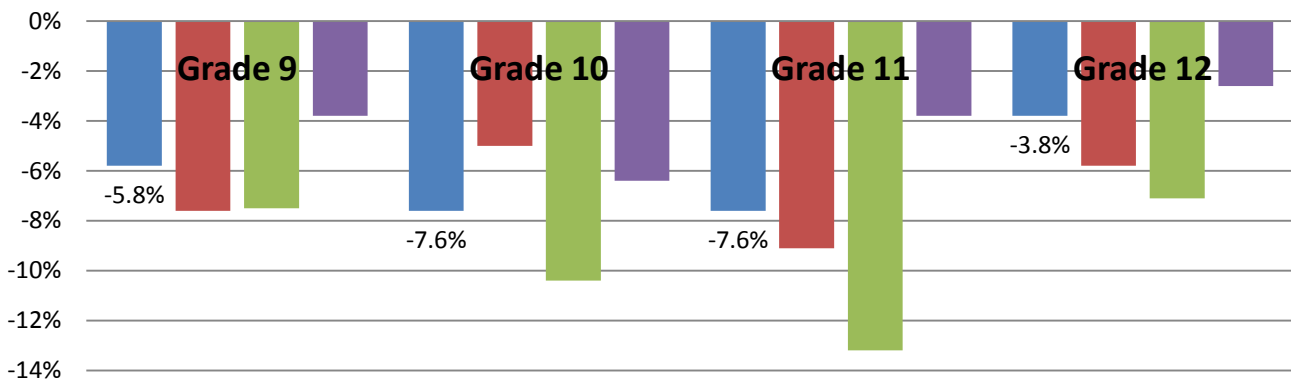
## Enrollment Trends by Grade

Attendance criteria for promotion? Unknown Behavior criteria for promotion? Unknown

## Average Enrollment Fall 2014



## Average Net Enrollment Change during SY 2013-14

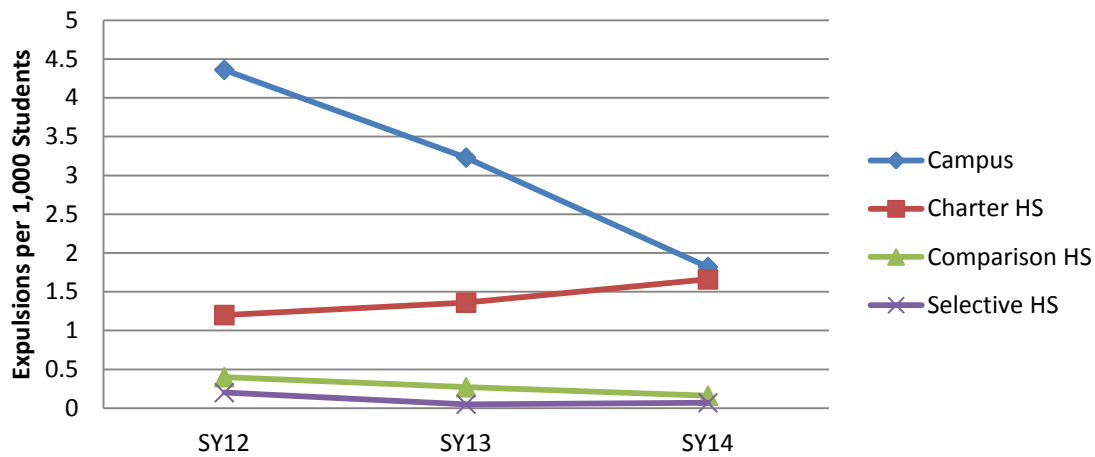




## Discipline

Use the CPS Code of Conduct?	No
Use a “sweat the small stuff” discipline code (e.g. demerits)?	No
Use restorative practices <sup>2</sup> ?	Yes
Zero-tolerance for gangs or fighting <sup>3</sup> ?	No

## Expulsion Rate



<sup>2</sup> Restorative practices include peer mediation, peace circles, and peer juries.

<sup>3</sup> Does the campus code of conduct require at least one day of out-of-school suspension for fighting (general with peers) or any gang related offense.