

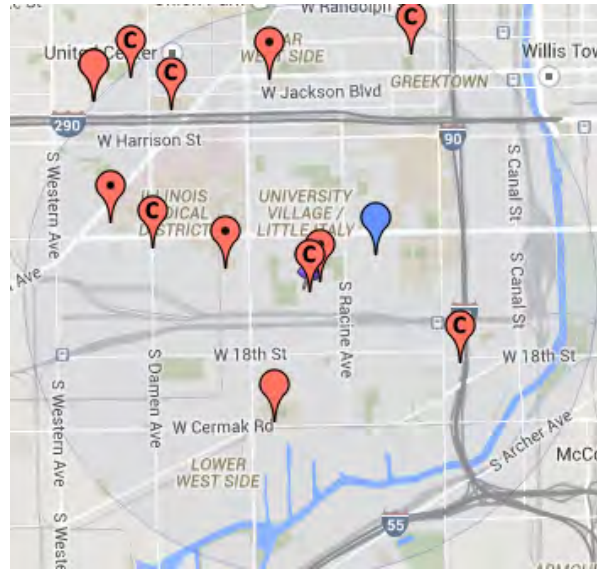
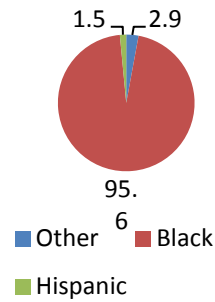
Urban Prep - West High School



Urban Prep - West is a charter high school located at 1326 W 14th Pl in the Near West Side neighborhood. Urban Prep - West serves 476 students from 9th-12th grade. It was last re-authorized in 2010 with a 5-year contract.

2013-14 School Year

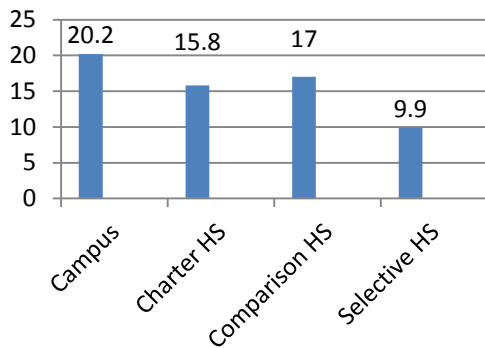
Enrollment: 476
 Free Lunch: 88.7%
 ELL: 0.2%
 Bi-Lingual Services: No
 Attendance: 92.1%



Students With Disabilities ("SWD")

Urban Prep - West is located within 1.5 miles of 9 high schools.

SWD Fall Enrollment 2014



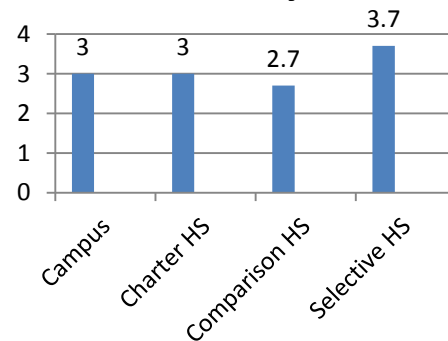
School	Type	Rating	% IEP
Chicago Tech Acad.	Contract	2	20.1%
Crane	Attendance Area	2	16.7%
Jefferson Alt HS	Citywide – Option	Unrated	28.1%
Juarez HS	Attendance Area	2	14.2%
Noble – Bulls	Charter	1	13.5%
Noble – UIC	Charter	1+	10.6%
Simpson HS	Citywide – Option	1	18.5%
YCCS – Addams	Charter - Option	1	12.8%
Young HS	Selective	1+	6.9%

Disability Access

Is the school accessible? Generally Accessible
 Is the case manager certified? Yes
 Did SWD participate in the quality rating¹? Yes
 Does the school require disability information on the application? No
 Does the application include a non-discrimination statement? No

Quality Rating¹: Level 2+

Total Quality Score



Equip for Equality is the independent, federally mandated protection and advocacy system for people with disabilities in Illinois. Questions should be directed to Charlie Wysong, (312) 895-7340.

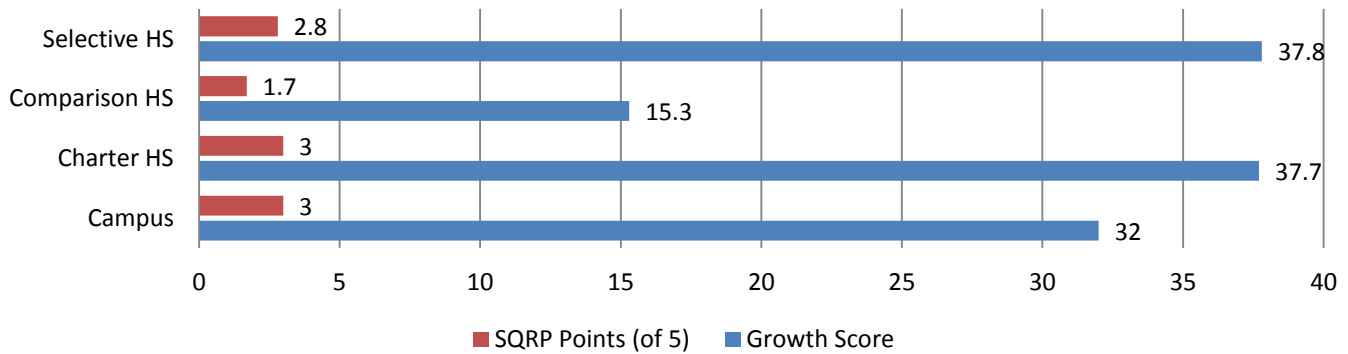
¹ On the Chicago Public Schools School Quality Rating Policy for the 2013-14 school year.



Test results for Students with Disabilities

Students with Disabilities ACT participation rate: 96%

SWD Test Score Growth from the Quality Rating Systems



Enrollment Trends

Urban Prep - West's mobility rate for the 2012-13 school year, according to CPS, is 20.6%, compared to 18.8% for charter high schools, 28.0% for comparison schools, and 8.4% at selective schools.

Percent of students who unenroll from the school for *any reason*.

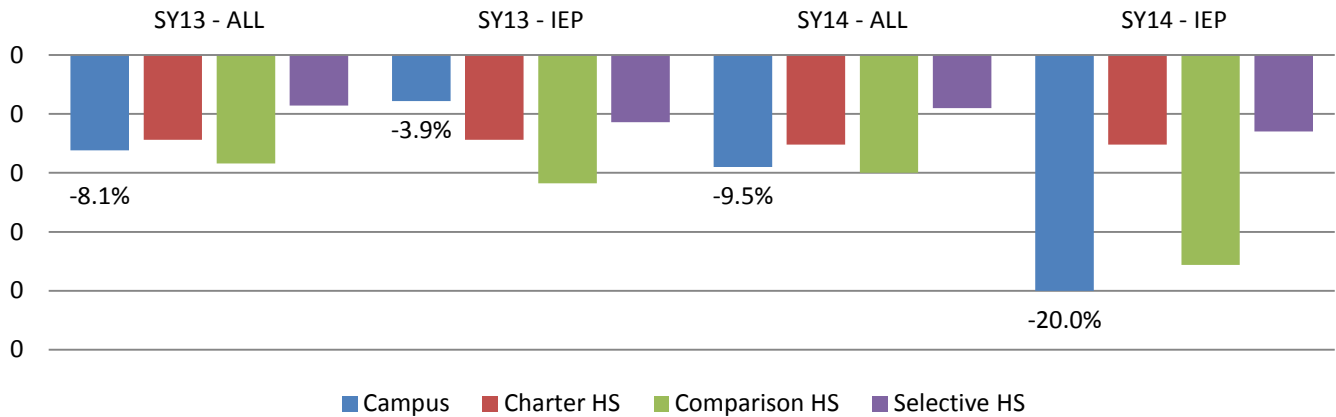
	SY 2012-13		SY 2013-14	
	All Students	SWD	All Students	SWD
Urban Prep - West	12.3%	[Redacted]	10.1%	[Redacted]
Charter HS	14.4%	18.5%	11.4%	16.5%
Comparison HS	18.5%	21.5%	18.3%	21.5%
Selective HS	6.8%	7.3%	6.4%	12.0%

Change in Percent SWD During the School Year.

	SY 2012-13		SY 2013-14	
	Fall Rate	Change	Fall Rate	Change
Urban Prep - West	17.7%	0.8%	20.2%	-1.6%
Charter HS	14.7%	-0.1%	15.8%	0.1%
Comparison HS	16.8%	-0.1%	17.0%	-0.6%
Selective HS	9.9%	-0.1%	9.9%	0.0%



Net Change in Student Body

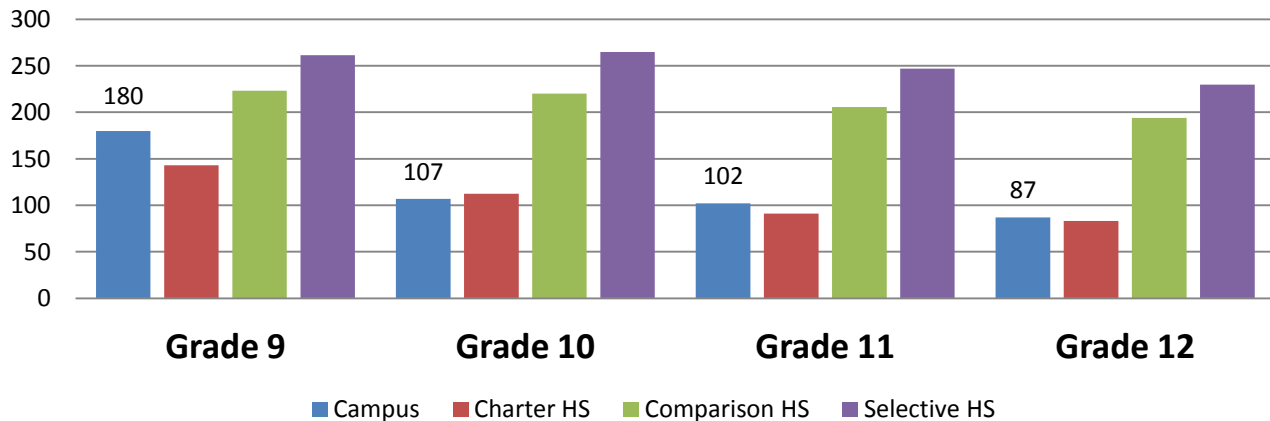


Enrollment Trends by Grade

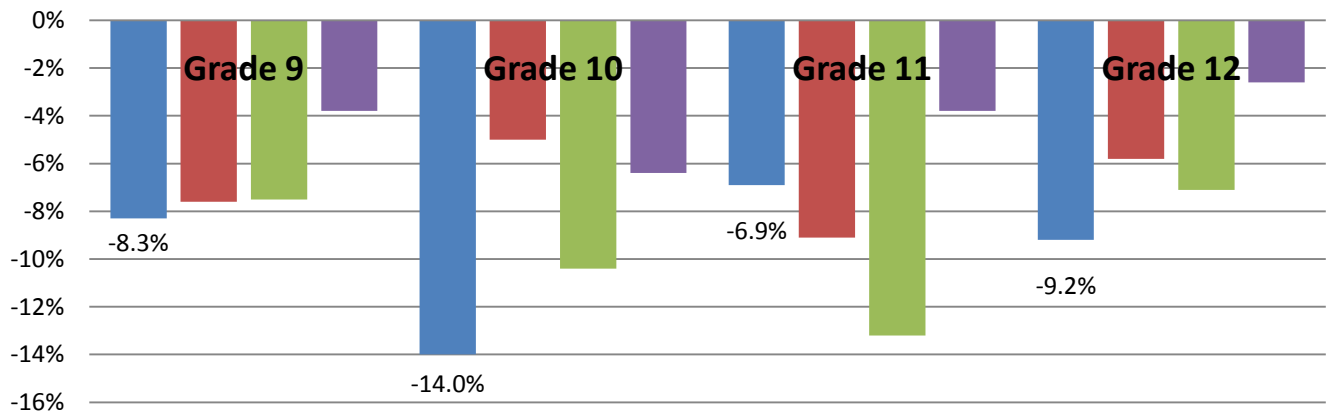
Attendance criteria for promotion: Unknown

Behavior criteria for promotion: Unknown

Average Enrollment Fall 2014



Average Net Enrollment Change during SY 2013-14

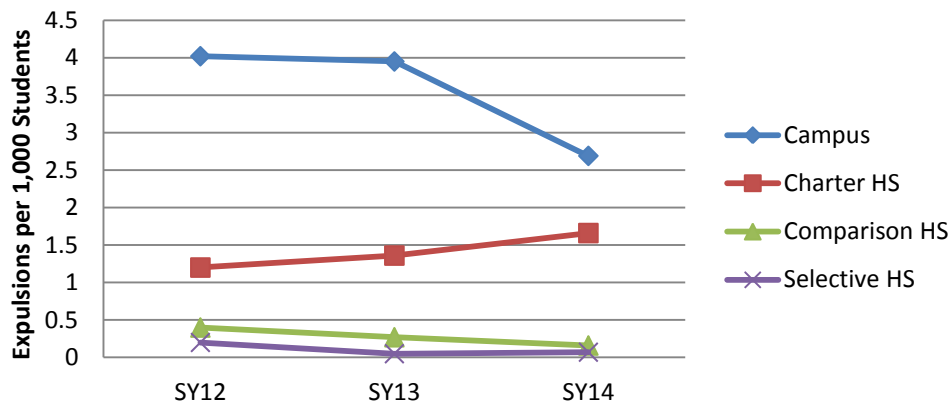




Discipline

Use the CPS Code of Conduct?	No
Use a “sweat the small stuff” discipline code (e.g. demerits)?	No
Use restorative practices ² ?	Yes
Zero-tolerance for gangs or fighting ³ ?	No

Expulsion Rate



² Restorative practices include peer mediation, peace circles, and peer juries.

³ Does the campus code of conduct require at least one day of out-of-school suspension for fighting (general with peers) or any gang related offense.